



collingwood

highlights

January **2023**

light your moment

**We believe in helping
people light their
moments sustainably**

By continuously pushing the boundaries of LED lighting technology. We design our products with people's experience at heart, to enhance everyday life, and build a better future. Every occasion matters, we don't make lights, we make moments.



An aerial photograph of a vast, dense forest of evergreen trees, likely spruce or fir, covering a hillside. The trees are tightly packed, creating a textured green surface. A semi-transparent teal and blue gradient shape is overlaid on the left side of the image, containing white text.

**We aim to
be carbon
neutral by
2030**

Light a better future

Sustainability is at the core of everything we do

When we partner with you to create amazing projects, we work hard to do so responsibly. Our commitment to tackle environmental challenges means we are pro-actively taking action to minimise the impact of our materials used and operations, to build towards carbon neutrality.



Silver medal EcoVadis

Methodology built on international sustainability standards. EcoVadis are the worlds largest and most trusted provider to rate our business and provide you with transparency on environmental, social and ethical performance - or sustainability.



Recycling

- 100% of cardboard waste is either used as shredded packaging filler or recycled.
- 100% of plastic waste is used in bales or recycled.
- 100% of our warehouse pallets are recycled.



Energy from renewable sources

100% of our electricity all comes from renewable energy sources such as solar and wind turbines.



Waste experts partnership

We partner with waste experts to enhance our overall environmental performance.

- 100% of waste is diverted from landfill.
- 96% of waste is recycled, with the remaining 4% being recovered as energy from waste.
- Consolidating waste pick ups to minimise our carbon footprint.
- Euro 6 standard for all waste pick up vehicles.



Greener packaging

Reduce, re-use & recycle

As packaging is the most produced item to a business outside of the products themselves, we know how important it is to do everything we can to minimise the impact it has on the environment.



100% recyclable

- Our boxes are made entirely from card to make them easy to recycle.
- No plastics used to make our boxes (including the finish of the box).
- Vegetable oil inks are used to ensure they are recyclable.



FSC approved card

The card used in our boxes comes from FSC approved forests. This means that the card used to make the box comes from a replenishable forest and for every tree used another one is planted.



Less wastage

We make sure our boxes are designed to use as little material as possible to minimise their carbon footprint.



Less ink

Our new brown box design uses significantly less ink than a full colour box with images. When producing the packaging this makes the carbon footprint much smaller.

Considerate lighting

Designing lighting with wildlife in mind

Lighting can have a negative impact on nocturnal animals, which is why we believe it is so important to come up with lighting schemes that are considerate of them, but also design products that combat this issue.



Downward light

If a product has too much light spill pointing upwards and is directed at a nocturnal animals roost it can prevent the animals from leaving, as the light is mimicking daylight. We can avoid this through considered lighting design and also using products designed to have an upward light ratio of 0%, such as our GL034 which is hooded.



Warmer light

Minimising blue light content is key to improving the survival and growth rates of nocturnal animals. To do this, we choose to set our outdoor luminaires to be 3000K as standard and we can provide 2700K too. Lower the kelvin temperature of the light on your next project to remain sympathetic to the environment.



Lighting controls

The most effective way to minimise impact on the habitat is to keep the light **off** and only triggering **on** when needed. Sensors, dimmers and timers can all be used to ensure a 'dark period' is preserved.



Low glare

By using low glare products such as the GL100 we can help support this initiative by softly illuminating a path using a concentrated amount of light sideways to provide easy navigation and safety, whilst still protecting the environment from light pollution.



Light is an experience

There's lighting, and then there's lighting

Filling a room with light is easy, but bringing a space to life with light takes expertise. We thrive on making the most of spaces and taking your projects to the next level with our lighting design studio.

the studio

Our in-house lighting design team with over 50 years of experience can create amazing bespoke lighting designs for your project. Your project, your vision, partnering with Collingwood to create amazing projects together.

- Customised designs built specifically for your needs.
- From single room to entire building projects.
- Quick, efficient and on budget service.
- Compliant lighting solutions.
- Value engineer service.
- We use Dialux and Relux to make sure we have the most effective software possible.
- We provide a full quote and solution.

Atmosphere with colour

Choosing the ideal CCT is essential to creating the perfect atmosphere for your project.



Warmest
2700K



Warm
3000K



Natural white
4000K



Wood / Sand
2700K



Stone
3000K



Whites
4000K

Maximising materials with colour

Bring our the best in the materials within your project by using the ideal CCT.



Layering light for interiors

Combining key elements of ambient, accent and task lighting, to create a sophisticated multi-layered lighting scheme to bring any space to life.

① Ambient lighting

The primary source of light in a space providing general background illumination.

② Accent lighting

Provides points of focus and highlights areas of the space to add depth to the space.

③ Task lighting

Lights areas for specific tasks to take place in the space.



Layering light for exteriors

Combining functional, feature and social lighting will make the most of an exterior space whilst adding depth to the lighting scheme.

④ Functional lighting

Lights areas for specific tasks to take place in the space.

⑤ Feature lighting

Provides points of focus and highlights elements of the space to add depth to the space.

⑥ Social lighting

Creates ambience and a space that people will spend most of their time.





Layering light

This room could easily be lit with just downlights and the room would be perfectly well illuminated.

By using adjustable downlights we can highlight the artwork on the walls.

By adding strip lighting to the shelves we add a focus point that acts as an additional feature in the room.

By adding more strip around the central area of the ceiling, we get extra illumination and another point of interest in the room.

With multiple points of interest in a room, we have created depth to the lighting scheme and brought the room to life.

Lighting makes up

11%
of the UK household's

19%
of the commercial
building's
electricity consumption



Free energy survey

Request a free energy
survey with us using
our online form.

Controlled lighting

Save energy, save money

Rising energy costs, inefficient technologies, and the need to act more sustainably, demands that we all address this energy consumption. Investing in the latest lighting technology along with professional lighting design, can reduce energy consumption by up to 82%.



The right amount of light

During the development process, we pay careful attention to understand what application the product is being designed for and how much light is needed. Then by tuning the luminaire to these requirements, we are sure to avoid overlighting of a space and maximum efficiency.



Light ON only when needed

The most efficient light fitting is the one that is switched **off**. Making the switch to both energy efficient luminaires and controls will help you save money. Often complex, our control system requires no special wiring or approach by the installer and setup can be decided once the installation is complete, making it easy to implement on your next project.



Expert lighting design

Too often lighting refurbishments are carried out without considering how the people are using the space and what tasks they are performing. Through this understanding, we are able to optimise your energy savings by considering the zoning of your lighting layout and ensuring light is directed to where it is really needed and with the correct intensity.



Energy saving strategy

In all building types, it is common to find a mixture of different types of lighting, sometimes different technologies and a mix of efficiency. We partner with our customers to help you identify the low hanging fruit so that together, we can form a short, mid and long term strategy to save you energy.

Product information

Scan the QR codes

Get access to all the product information you need on the product web page and specification sheet using the QR codes next to the products in the brochure. Simply open the camera on your phone and point it at the QR code you want to scan.



4 easy steps

Simply follow the 4 easy steps below to gain access to all the product information you need.



Discover



Scan



Access & explore



Use or specify

Product page

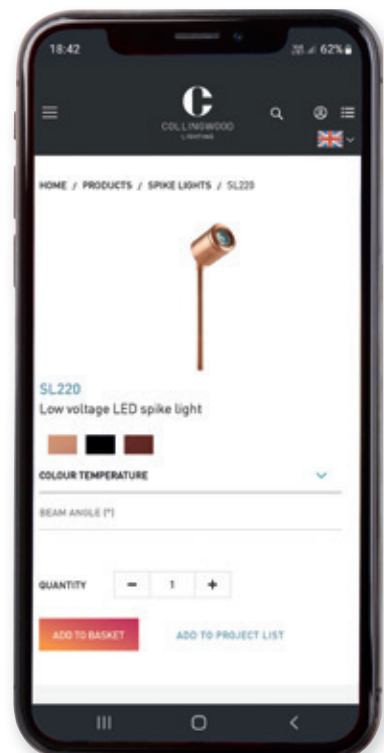
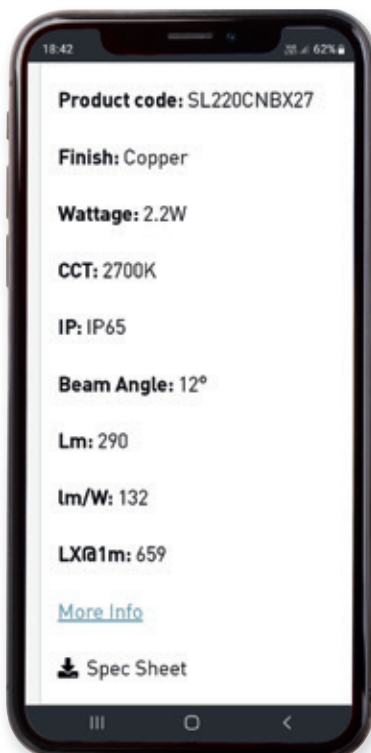
You are taken directly to the product page for your chosen product on our website with all the details you need. You can further configure your product from here if you want to as well.

Specification sheet

Click on the specification sheet button on the product page to get a pdf download of the specification sheet for your chosen product.

Add to basket

This applies to portal users. Click on the add to basket button to put your chosen product directly into your shopping basket ready to place an order.



Lighting for the home

Home is where the heart is and we believe in using light to lift a home to give it soul. Creating a cosy environment where we can enjoy our families, relax and do the things we enjoy most is essential to a more fulfilling life. Lighting has the power to influence how you feel, it can be transforming in turning a space into an atmosphere which adds dimension and highlights architecture.

Icon key

Look out for these icons when choosing your ideal product.



Lighting control available



7 year guarantee



Emergency option available



5 year guarantee



CCT switchable product



4 year guarantee



RGBW product



3 year guarantee

Units key

Breakdown of units.

W

Wattage

lm

Lumens

K

Colour temperature (Kelvin)



Lighting for the home interior

Lounge

Ambient lighting



1901 downlight

Fixed, round



Code: BDL11F30WM
9.6W | 625lm | 3000K

Code: BDL11F27WM
9.6W | 575lm | 2700K



1901 downlight

Fixed, round



Code: BDB11F30WM
9.6W | 625lm | 3000K

Code: BDB11F27WM
9.6W | 575lm | 2700K



1901 downlight

Fixed, square



Code: BDL12F30WM
9.6W | 625lm | 3000K

Code: BDL12F27WM
9.6W | 575lm | 2700K



1901 downlight

Fixed, square



Code: BDB12F30WM
9.6W | 625lm | 3000K

Code: BDB12F27WM
9.6W | 575lm | 2700K



1901 downlight

Tilts 20°, rotates 360°



Code: BDL11A30WM
9.6W | 625lm | 3000K

Code: BDL11A27WM
9.6W | 575lm | 2700K



1901 downlight

Tilts 20° Rotates 360°



Code: BDB11A40WM
9.6W | 725lm | 4000K

Code: BDB11A30WM
9.6W | 625lm | 3000K



1901 downlight

Trimless



Code: BDL13F30WM
9.6W | 625lm | 3000K

Code: BDL13F27WM
9.6W | 575lm | 2700K



Lounge (continued)

Ambient lighting

**LSP strip**

Invisible efficient light


Code : LSP205030
 11W/m | 2000lm | 3000K

Code : LSP205027
 11W/m | 1900lm | 2700K

In stock
January 2023

 Contact us on
 01604 495 151
 for more
 information
**SM7**

Strip profile

Code : SM7010
 7mm surface-mount
 profile & diffuser (1m)

Code : SM7MA
 Mounting bracket
 (included x 2)

Code : SM7LC
 Linear connector
 (sold separately)

Code : SM7ECA
 End-cap with cable entry
 (included)

Code : SM7ECB
 End-cap without cable
 entry
 (included)


Kitchen table / island

Task lighting

**Square Bezels**

Bezels for H2 Pro available in :

Black, Chrome, Gold, Silver & Matt white

**1901 pendant**

Designer feature light


Code : BPL15F30WM
 9.6W | 625lm | 3000K

Code : BPL15F27WM
 9.6W | 575lm | 2700K
**1901 pendant**

Designer feature light


Code : BPB15F30WM
 9.6W | 625lm | 3000K

Code : BPB15F27WM
 9.6W | 575lm | 2700K


Kitchen

Ambient lighting

**1901 downlight**

Double trimless


Code : BDB14F30WMI
 19.2W | 2x625lm | 3000K

Code : BDB14F27WMI
 19.2W | 2x575lm | 2700K


Hallway

Ambient lighting

**Nova 450**

Floating effect


Code : NVB45DS
 26W
 2800lm
 2700K | 3000K | 4000K

In stock
Q1 2023

 Contact us on
 01604 495 151
 for more
 information
**H2 Pro**

Efficient & long life time


Code : DLE5245500
 (switchable)
 5W | 7W
 550lm | 650lm
 2700K | 3000K | 4000K
**Nova 450**

Floating effect


Code : NVW45DS
 26W
 2800lm
 2700K | 3000K | 4000K

In stock
Q1 2023

 Contact us on
 01604 495 151
 for more
 information
**Round Bezels**

Bezels for H2 Pro available in :

Black, Brushed steel, Chrome, Gold, Silver, Matt white & Gloss white

**1901 spot**

Turn & tilt in any direction


Code : BSB15A30WM
 9.6W | 625lm | 3000K

Code : BSB15A27WM
 9.6W | 575lm | 2700K


Lighting for the home interior

Hallway (continued)

Ambient lighting



H2 Lite CSP

Warm or cool, you choose



Code : DLT551500A
(switchable)

4.2W - 6W
520lm - 720lm
2700K | 3000K | 4000K



Round Bezels

Bezels for H2 Lite CSP
available in :

Black, Brushed steel,
Chrome, Gold, Silver,
Matt white & Gloss white



Square Bezels

Bezels for H2 Lite CSP
available in :

Black, Chrome, Gold,
Silver & Matt white



Bathroom

Ambient lighting



1901 downlight

Fixed, round, IP65



Code : BDL11F30WMI
9.6W | 625lm | 3000K

Code : BDL11F27WMI
9.6W | 575lm | 2700K



H2 Pro Extreme

Corrosion & waterproof



Code : DL48938MW30
5W | 460lm | 3000K

Code : DL48938MW40
5W | 490lm | 4000K



LSP IP strip

Invisible efficient light



In stock
Q2 2023

Contact us on
01604 495 151
for more
information

Bathroom (continued)

Ambient lighting



SP54 (24V) strip pack
5m inc driver & connectors



Code: SP5430
4.8W/m | 385lm | 3000K

Code: SP5427
4.8W/m | 380lm | 2700K



LED Lyte IP
Mini & discreet



Code: LED LYTE IP WW
1W | 63lm | 3000K

Code: LED LYTE IP 27
1W | 58lm | 2700K



Bedroom (continued)

Ambient lighting



Round Bezels

Bezels for H2 Pro Dusk & H2 Lite CSP available in :

Black, Brushed steel, Chrome, Gold, Silver, Matt white & Gloss white



Square Bezels

Bezels for H2 Pro Dusk & H2 Lite CSP available in :

Black, Chrome, Gold, Silver & Matt white



Bedroom

Ambient lighting



1901 pendant
Designer feature light



Code: BPL15F30WM
9.6W | 625lm | 3000K

Code: BPL15F27WM
9.6W | 575lm | 2700K



1901 pendant
Designer feature light



Code: BPB15F30WM
9.6W | 625lm | 3000K

Code: BPB15F27WM
9.6W | 575lm | 2700K



Games room

Ambient lighting



SPRGBW strip pack
24V colour changing



Code: SPRGBW
4.5W/m | 110lm | Red
4.8W/m | 296lm | Green
4.5W/m | 79lm | Blue
4.8W/m | 373lm | White



Within cabinet

Accent lighting



H2 Pro Dusk
Dim to Warm 1800K



Code: DLE5435518
8W | 620lm | 1800K-3000K



LED Lyte
Mini & discreet



Code: LED LYTE IP WW
1W | 63lm | 3000K

Code: LED LYTE IP 27
1W | 58lm | 2700K



H2 Lite CSP
Warm or cool, you choose



Code: DLT551500A
(switchable)
4.2W - 6W
520lm - 720lm
2700K | 3000K | 4000K



Lighting for the home interior

Under cabinet

Accent lighting



SP54 strip pack

24V 5m inc driver & connectors



Code: SP5430
4.8W/m | 385lm | 3000K

Code: SP5427
4.8W/m | 380lm | 2700K



SM7

Strip profile

Code: SM7010
7mm surface-mount
profile & diffuser (1m)

Code: SM7MA
Mounting bracket
(included x 2)

Code: SM7LC
Linear connector
(sold separately)

Code: SM7ECA
End-cap with cable entry
(included)

Code: SM7ECB
End-cap without cable
entry
(included)



Shelving

Accent lighting



LSFA

24V dotless line of light



Code: LSFA0730050
8W/m | 690lm | 3000K

Code: LSFA0727050
8W/m | 680lm | 2700K



Stairs

Accent lighting



ML02

Decorative mini light



Code: ML02 WW
1W | 24lm | 3000K

Code: ML02 27
1W | 23lm | 2700K



**1901 spot**

Turn & tilt in any direction



Code: BSL16A30MM
9.6W | 640lm | 3000K

Code: BSL16A27MM
9.6W | 590lm | 2700K


**1901 spot**

Turn & tilt in any direction



Code: BSB16A30MM
9.6W | 640lm | 3000K

Code: BSB16A27MM
9.6W | 590lm | 2700K

**ML01**

Creates interest



Code: ML01 WW
1W | 3.6lm | 3000K

Code: ML01 27
1W | 3.5lm | 2700K

**ML03**

Decorative light



Code: ML03 WW
1W | 28lm | 3000K

Code: ML03 27
1W | 27lm | 2700K



Lighting for the home exterior

Car parking

Functional lighting



FL01

360° rotation & 180° tilt



Code : FL01BPCS
(switchable)
10W
1100lm | 1150lm | 1300lm
3000K | 4000K | 6500K



FL02

360° rotation & 180° tilt



Code : FL02BPCS
(switchable)
20W
2000lm | 2400lm | 2400lm
3000K | 4000K | 6500K



FL03

360° rotation & 180° tilt



Code : FL03BPCS
(switchable)
30W
3000lm | 3300lm | 3900lm
3000K | 4000K | 6500K



Driveway

Functional lighting



GL07

Drive over ground light



Code : GL07D38X30
8.5W | 695lm | 3000K
Code : GL07D38X40
8.5W | 695lm | 4000K



GL08

Drive over ground light



Code : GL08D38X30
17W | 1390lm | 3000K
Code : GL08D38X27
17W | 1360lm | 2700K



BL01

Bespoke wooden bollard



Code : BL01PIS30
1W | 75lm | 3000K
Code : BL01PIS27
1W | 70lm | 2700K



Driveway

Functional lighting

**BL03**

Bespoke wooden bollard



Code : BL03PIS30
5W | 160lm | 3000K

Code : BL03PIS27
5W | 156lm | 2700K



Walkway (continued)

Functional lighting

GL200

Domed marker light



Code : GL200AX1X30
1 direction
5.7W | 10lm | 3000K

Code : GL200AX2130
2 directions 90°
5.7W | 10lm | 3000K

Code : GL200AX2230
2 directions 180°
5.7W | 10lm | 3000K

Code : GL200AX3X30
3 directions
5.7W | 10lm | 3000K

Code : GL200AX4X30
4 directions
5.7W | 10lm | 3000K

2700K codes available

Walkway

Functional lighting

GL100

Mini domed marker light



Code : GL100AX1X30
1 direction
1W | 14lm | 3000K

Code : GL100AX2130
2 directions 90°
1W | 14lm | 3000K

Code : GL100AX2230
2 directions 180°
1W | 14lm | 3000K

Code : GL100AX3X30
3 directions
1W | 14lm | 3000K

Code : GL100AX4X30
4 directions
1W | 14lm | 3000K

2700K codes available**GL200**

Domed marker light



Code : GL200DX1X30
1 direction
5.7W | 10lm | 3000K

Code : GL200DX2130
2 directions 90°
5.7W | 10lm | 3000K

Code : GL200DX2230
2 directions 180°
5.7W | 10lm | 3000K

Code : GL200DX3X30
3 directions
5.7W | 10lm | 3000K

Code : GL200DX4X30
4 directions
5.7W | 10lm | 3000K

2700K codes available**GL100**

Mini domed marker light



Code : GL100DX1X30
1 direction
1W | 14lm | 3000K

Code : GL100DX2130
2 directions 90°
1W | 14lm | 3000K

Code : GL100DX2230
2 directions 180°
1W | 14lm | 3000K

Code : GL100DX3X30
3 directions
1W | 14lm | 3000K

Code : GL100DX4X30
4 directions
1W | 14lm | 3000K

2700K codes available**GL045**

Walk over ground light



Code : GL045X30
8.1W | 610lm | 3000K



Pathway

Functional lighting

GL016 Frosted

100° marker light



Code : GL016DC0F30
1W | 13lm | 3000K

Code : GL016DC0F27
1W | 12lm | 2700K



Lighting for the home exterior

Pathway (continued)

Functional lighting



GL019

38° low power ground light



Code : GL019WBX30
1W | 90lm | 3000K

Code : GL019WBX27
1W | 80lm | 2700K



GL019

38° low power ground light



Code : GL019AWBX30
1W | 90lm | 3000K

Code : GL019AWBX27
1W | 80lm | 2700K



GL019

38° low power ground light



Code : GL019 F WW
1W | 90lm | 3000K

Code : GL019 F 27
1W | 80lm | 2700K



GL050

100° marker light



Code : GL050 WW
3W | 46lm | 3000K

Code : GL050 27
3W | 46lm | 2700K



GLA01

Accessory for turning
round ground lights into
square ground lights

Compatible with GL050



SL220

Tilts 90° for versatility



Code : SL220WBX30
2.2W | 300lm | 3000K

Code : SL220WBX27
2.2W | 290lm | 2700K



SL220

Tilts 90° for versatility



Code : SL220ZWBX30
2.2W | 300lm | 3000K

Code : SL220ZWBX27
2.2W | 290lm | 2700K



Pathway (continued)

Functional lighting

**SL220**

Tilts 90° for versatility



Code : SL220CWBX30
2.2W | 300lm | 3000K

Code : SL220CWBX27
2.2W | 290lm | 2700K

**SL220**

Tilts 90° for versatility



Code : SL220DWBX30
2.2W | 300lm | 3000K

Code : SL220DWBX27
2.2W | 290lm | 2700K

**GH220 hood**

Low glare accessory for SL220 spike lights available in :

Black, Bronze & Stainless steel

Codes :
GH220B : Black
GH220Z : Bronze
GH220D : Stainless steel

**GS220 snoot**

Low glare accessory for SL220 spike lights available in :

Black, Bronze & Stainless steel

Codes :
GS220B : Black
GS220Z : Bronze
GS220D : Stainless steel



Steps

Functional lighting

**WL340**

Asymmetric to reduce light spill



Code : WL340 WW
2.6W | 50lm | 3000K

Code : WL340 27
2.6W | 49lm | 2700K

**WL340**

Asymmetric to reduce light spill



Code : WL340 AB WW
2.6W | 50lm | 3000K

Code : WL340 AB 27
2.6W | 49lm | 2700K



Steps (continued)

Functional lighting

**WL339**

Asymmetric to reduce light spill



Code : WL339 WW
2.6W | 50lm | 3000K

Code : WL339 27
2.6W | 49lm | 2700K

**GL034**

Hooded to reduce light spill



Code : GL034DWBX30
2.9W | 180lm | 3000K

Code : GL034DWBX27
2.9W | 170lm | 2700K



Façade

Feature lighting

**GL090**

12° or 20° ground light



Code : GL090 F WW
7W | 320lm | 3000K

Code : GL090 F 27
7W | 310lm | 2700K

**WL070**

Up / down wall light



Code : WL070BNBM30
5.1W | 550/275lm | 3000K

Code : WL070BNBM27
5.1W | 510/255lm | 2700K

**WL070**

Up / down wall light



Code : WL070ZNBX30
5.1W | 550/275lm | 3000K

Code : WL070ZNBX27
5.1W | 510/255lm | 2700K



Lighting for the home exterior

Façade (continued)

Feature lighting



WL070

Up / down wall light



Code : WL070CNBM30
5.1W | 550/275lm | 3000K

Code : WL070CNBM27
5.1W | 510/255lm | 2700K



WL070

Up / down wall light



Code : WL070SNBM30
5.1W | 550/275lm | 3000K

Code : WL070SNBM27
5.1W | 510/255lm | 2700K



WL014

Decorative lit effect



Code : WL014X30
5.7W | 350lm | 3000K



WL014

Decorative lit effect



Code : WL014G30
5.7W | 350lm | 3000K



WL015

Powerful illumination



Code : WL015X30
13W | 1000lm | 3000K



WL015

Powerful illumination



Code : WL015G30
13W | 1000lm | 3000K



Patio / Decking

Feature lighting

**GL018**

100° marker light

Code : **GL018 C WW**
0.4W | 4lm | 3000KCode : **GL018 C 27**
0.4W | 4lm | 2700K**GL019 ULG**

30° ultra low glare

Code : **GL019BMBL30**
1W | 64lm | 3000KCode : **GL019BMBL27**
1W | 60lm | 2700K**GL019 ULG**

30° ultra low glare

Code : **GL019AMBL30**
1W | 64lm | 3000KCode : **GL019AMBL27**
1W | 60lm | 2700K**GL019 ULG**

30° ultra low glare

Code : **GL019DMBL30**
1W | 64lm | 3000KCode : **GL019DMBL27**
1W | 60lm | 2700K

Trees, walls & sculptures

Feature lighting

**GL038**

40° walk over ground light

Code : **GL038AWBM30**
2.9W | 290lm | 3000KCode : **GL038AWBM27**
2.9W | 280lm | 2700K**GL038**

40° walk over ground light

Code : **GL038DWBW30**
2.9W | 290lm | 3000KCode : **GL038WWM27**
2.9W | 280lm | 2700K

Trees, walls & sculptures (continued)

Feature lighting

**GL040**

12° or 40° ground light

Code : **GL040AWBX30**
4.6W | 520lm | 3000KCode : **GL040AWBX27**
4.6W | 515lm | 2700K**GL040**

12° or 40° ground light

Code : **GL040DWBX30**
4.6W | 520lm | 3000KCode : **GL040DWBX27**
4.6W | 515lm | 2700K

Plant life

Feature lighting

**SL130**

Discreet spike light

Code : **SL13030**
1W | 75lm | 3000KCode : **SL13027**
1W | 70lm | 2700K**SL130**

Discreet spike light

Code : **SL130ZMBX30**
1W | 75lm | 3000KCode : **SL130ZMBX27**
1W | 70lm | 2700K**SL030**

Discreet spike light

Code : **SL030 FWW**
1W | 75lm | 3000KCode : **SL030 F 27**
1W | 70lm | 2700K**SL220**

Tilts 90° for versatility

Code : **SL220BWBX30**
2.2W | 300lm | 3000KCode : **SL220BWBX27**
2.2W | 290lm | 2700K

Lighting for the home exterior

Plant life (continued)

Feature lighting



SL220

Tilts 90° for versatility



Code: SL220ZWBX30
2.2W | 300lm | 3000K

Code: SL220ZWBX27
2.2W | 290lm | 2700K



SL220

Tilts 90° for versatility



Code: SL220CWBX30
2.2W | 300lm | 3000K

Code: SL220CWBX27
2.2W | 290lm | 2700K



SL220

Tilts 90° for versatility



Code: SL220DWBX30
2.2W | 300lm | 3000K

Code: SL220DWBX27
2.2W | 290lm | 2700K



SL230

Twin spike light



Code: SL230BWBX30
4.4W | 600lm | 3000K

Code: SL230BWBX27
4.4W | 580lm | 2700K



SL230

Twin spike light



Code: SL230ZWBX30
4.4W | 600lm | 3000K

Code: SL230ZWBX27
4.4W | 580lm | 2700K



SL230

Twin spike light



Code: SL230DWBX30
4.4W | 600lm | 3000K

Code: SL230DWBX27
4.4W | 580lm | 2700K



SL240

Twin spike light




Code: SL240BWBX30
4.4W | 600lm | 3000K

Code: SL240BWBX27
4.4W | 580lm | 2700K



Plant life (continued)

Feature lighting

**SL240**

Twin spike light



Code : SL240ZWBX30
4.4W | 600lm | 3000K

Code : SL240ZWBX27
4.4W | 580lm | 2700K

**SL240**

Twin spike light



Code : SL240DWBX30
4.4W | 600lm | 3000K

Code : SL240DWBX27
4.4W | 580lm | 2700K

**GH220 hood**

Low glare accessory for SL220 spike lights available in :

Black, Bronze & Stainless steel

Codes :
GH220B : Black
GH220Z : Bronze
GH220D : Stainless steel

**GS220 snoot**

Low glare accessory for SL220 spike lights available in :

Black, Bronze & Stainless steel

Codes :
GS220B : Black
GS220Z : Bronze
GS220D : Stainless steel

**SL250**

Variable 360° beam angle



Code : SL250BPX0X30
6W | 220lm | 3000K

Code : SL250BPX0X27
6W | 200lm | 2700K

**SL250**

Variable 360° beam angle



Code : SL250ATX0X30
6W | 220lm | 3000K

Code : SL250ATX0X27
6W | 200lm | 2700K



Soffit

Feature lighting

**H2 Pro Extreme**

Corrosion & waterproof



Code : DL48938MW30
5W | 460lm | 3000K

Code : DL48938MW40
5W | 490lm | 4000K

**H2 Pro Extreme**

Corrosion & waterproof



Code : DL48938GY30
5W | 460lm | 3000K

Code : DL48938GY40
5W | 490lm | 4000K

**H2 Pro Extreme**

Corrosion & waterproof



Code : DL48938BLK30
5W | 460lm | 3000K

Code : DL48938BLK40
5W | 490lm | 4000K



Architecture

Feature lighting

**GL016**

26° low power ground light



Code : GL016BMBX30
1W | 75lm | 3000K

Code : GL016BMBX27
1W | 70lm | 2700K

**GL016**

26° low power ground light



Code : GL016 F AB WW
1W | 75lm | 3000K

Code : GL016 F AB 27
1W | 70lm | 2700K

**GL016**

26° low power ground light



Code : GL016 F WW
1W | 75lm | 3000K

Code : GL016 F 27
1W | 70lm | 2700K



Lighting for the home exterior

Architecture (continued)

Feature lighting



GL019

38° low power ground light



Code : GL019BWBX30
1W | 90lm | 3000K

Code : GL019BWBX27
1W | 80lm | 2700K



GL019

38° low power ground light



Code : GL019AWBX30
1W | 90lm | 3000K

Code : GL019AWBX27
1W | 80lm | 2700K



GL019

38° low power ground light



Code : GL019 F WW
1W | 90lm | 3000K

Code : GL019 F 27
1W | 80lm | 2700K



SL220

Tilts 90° for versatility



Code : SL220BWBX30
2.2W | 300lm | 3000K

Code : SL220BWBX27
2.2W | 290lm | 2700K



SL220

Tilts 90° for versatility



Code : SL220ZWBX30
2.2W | 300lm | 3000K

Code : SL220ZWBX27
2.2W | 290lm | 2700K



SL220

Tilts 90° for versatility



Code : SL220CWBX30
2.2W | 300lm | 3000K

Code : SL220CWBX27
2.2W | 290lm | 2700K



SL220

Tilts 90° for versatility



Code : SL220DWBX30
2.2W | 300lm | 3000K

Code : SL220DWBX27
2.2W | 290lm | 2700K



Architecture (continued)

Feature lighting

**GH220 hood**

Low glare accessory for SL220 spike lights available in :

Black, Bronze & Stainless steel

Codes :

GH220B : Black
GH220Z : Bronze
GH220D : Stainless steel

**GS220 snoot**

Low glare accessory for SL220 spike lights available in :

Black, Bronze & Stainless steel

Codes :

GS220B : Black
GS220Z : Bronze
GS220D : Stainless steel

**UL030**

360° rotation & 180° tilt



Code : UL030AWAX30
 4.6W | 480lm | 3000K

Code : UL030AWAX27
 4.6W | 470lm | 2700K

**UL010**

360° rotation & 180° tilt



Code : UL010 WW
 3W | 95lm | 3000K

Code : UL010 27
 3W | 95lm | 2700K

**LEDline**

Wallwasher



Code : ULM346M30 (25x6°)
 19W | 880lm | 3000K

Code : ULM345M30 (110°)
 19W | 1320lm | 3000K



Entrance (continued)

Social lighting

**WL060**

Halo and downward lit effect



Code : WL160 WW
 2.6W | 58lm | 3000K

Code : WL160 27
 2.6W | 56lm | 2700K

**WL012**

Diffused window design



Code : WL012X30
 11W | 610lm | 3000K

**WL012**

Diffused window design



Code : WL012G30
 11W | 610lm | 3000K

**WL013**

Creates shadow effects



Code : WL013X30
 6.5W | 390lm | 3000K

**WL013**

Creates shadow effects



Code : WL013G30
 6.5W | 390lm | 3000K



Entrance

Social lighting

**WL060**

Halo and downward lit effect



Code : WL060 WW
 2.6W | 58lm | 3000K

Code : WL060 27
 2.6W | 56lm | 2700K



Tables

Social lighting

**GL019 ULG**

30° ultra low glare



Code : GL019BMBL30
 1W | 64lm | 3000K

Code : GL019BMBL27
 1W | 60lm | 2700K



Lighting for the home exterior

Tables (continued)

Social lighting



GL019 ULG

30° ultra low glare



Code : GL019AMBL30
1W | 64lm | 3000K

Code : GL019AMBL27
1W | 60lm | 2700K



GL019 ULG

30° ultra low glare



Code : GL019DMBL30
1W | 64lm | 3000K

Code : GL019DMBL27
1W | 60lm | 2700K



Tables & benches

Social lighting



SL220

Tilts 90° for versatility



Code : SL220BWBX30
2.2W | 300lm | 3000K

Code : SL220BWBX27
2.2W | 290lm | 2700K



SL220

Tilts 90° for versatility



Code : SL220ZWBX30
2.2W | 300lm | 3000K

Code : SL220ZWBX27
2.2W | 290lm | 2700K



SL220

Tilts 90° for versatility



Code : SL220CWBX30
2.2W | 300lm | 3000K

Code : SL220CWBX27
2.2W | 290lm | 2700K



SL220

Tilts 90° for versatility



Code : SL220DWBX30
2.2W | 300lm | 3000K

Code : SL220DWBX27
2.2W | 290lm | 2700K



Tables & benches (continued)

Social lighting

**GH220 hood**

Low glare accessory for SL220 spike lights available in :

Black, Bronze & Stainless steel

Codes :
GH220B : Black
GH220Z : Bronze
GH220D : Stainless steel

**GS220 snoot**

Low glare accessory for SL220 spike lights available in :

Black, Bronze & Stainless steel

Codes :
GS220B : Black
GS220Z : Bronze
GS220D : Stainless steel

**WL070**

Up / down wall light



Code : WL070BNBM30
 5.1W | 550/275lm | 3000K

Code : WL070BNBM27
 5.1W | 510/255lm | 2700K

**WL070**

Up / down wall light



Code : WL070ZNBM30
 5.1W | 550/275lm | 3000K

Code : WL070ZNBM27
 5.1W | 510/255lm | 2700K

**WL070**

Up / down wall light



Code : WL070CNBM30
 5.1W | 550/275lm | 3000K

Code : WL070CNBM27
 5.1W | 510/255lm | 2700K

**WL070**

Up / down wall light



Code : WL070SNBM30
 5.1W | 550/275lm | 3000K

Code : WL070SNBM27
 5.1W | 510/255lm | 2700K

**WL013**

Powerful illumination



Code : WL013X30
 6.5W | 390lm | 3000K



Benches (continued)

Social lighting

**WL013**

Powerful illumination



Code : WL013G30
 6.5W | 390lm | 3000K



Pond & swimming pool

Social lighting

**UL030 RGBW**

Marine grade



Code : UL030RGBW
 Red | 2W | 106lm
 Green | 3W | 185lm
 Blue | 3W | 43lm
 White | 3W | 177lm

**UL010 RGBW**

Marine grade



Code : UL010RGBW
 Red | 1.0W | 38lm
 Green | 1.1W | 63lm
 Blue | 1.1W | 11lm
 White | 1.1W | 50lm



BBQ

Social lighting

**SL220**

Tilts 90° for versatility



Code : SL220WBX30
 2.2W | 300lm | 3000K

Code : SL220WBX27
 2.2W | 290lm | 2700K

**SL220**

Tilts 90° for versatility



Code : SL220ZWBX30
 2.2W | 300lm | 3000K

Code : SL220ZWBX27
 2.2W | 290lm | 2700K



Lighting for the home exterior

BBQ (continued)

Social lighting



SL220

Tilts 90° for versatility



Code : SL220CWBX30
2.2W | 300lm | 3000K

Code : SL220CWBX27
2.2W | 290lm | 2700K



SL220

Tilts 90° for versatility



Code : SL220DWBX30
2.2W | 300lm | 3000K

Code : SL220DWBX27
2.2W | 290lm | 2700K



GH220 hood

Low glare accessory for
SL220 spike lights
available in :

Black, Bronze &
Stainless steel

Codes :
GH220B : Black
GH220Z : Bronze
GH220D : Stainless steel



GS220 snoot

Low glare accessory for
SL220 spike lights
available in :

Black, Bronze &
Stainless steel

Codes :
GS220B : Black
GS220Z : Bronze
GS220D : Stainless steel











































































Collingwood in colour

Create a theme

Interiors

	Antique brass	Black	Bronze	Chrome	Copper	Grey	Silver	Steel	White	Wooden
Lounge - Ambient lighting										
1901 downlight (round)										
1901 downlight (square)										
1901 downlight (round, adjustable)										
1901 downlight (Trimless)										
Kitchen - Ambient lighting										
1901 downlight (double trimless)										
H2 Pro (bezel sold separately)										
Kitchen table / Island - Accent lighting										
1901 pendant										
Hallway - Ambient lighting										
Nova 450										
1901 spot										
H2 Lite CSP										
Bathroom - Ambient lighting										
1901 downlight										
H2 Pro Extreme										
LED Lyte IP										
Bedroom - Ambient lighting										
1901 pendant										
H2 Lite CSP										
H2 Pro Dusk										
Within cabinet - Accent lighting										
LED Lyte										
Stairs - Accent lighting										
ML01										
Architecture - Accent lighting										
1901 spot										
ML02										
ML03										
























































Exteriors














































	Antique brass	Black	Bronze	Chrome	Copper	Grey	Silver	Steel	White	Wooden
Car parking - Functional lighting										
FL01										
FL02										
FL03										
Driveway - Functional lighting										
GL07										
GL08										
Bespoke wooden bollard										
Walkway - Functional lighting										
GL100										
GL200										
GL045										
Pathway - Functional lighting										
GL016										
GL019										
GL050										
SL220										
GLA01 (accessory)										
GH220 (accessory)										
GS220 (accessory)										
Steps - Functional lighting										
WL399										
WL340										
GL034										

Collingwood in colour

Create a theme

Exteriors

	Antique brass	Black	Bronze	Chrome	Copper	Grey	Silver	Steel	White	Wooden
Façade - Feature lighting										
GL090										
WL014										
WL015										
WL070										
Patio / Decking - Feature lighting										
GL018										
GL019 Ultra low glare										
Trees, wall & sculptures - Feature lighting										
GL038										
GL040										
Plant life - Feature lighting										
SL130										
SL220										
SL230										
SL240										
SL250										
GH220 (accessory)										
GS220 (accessory)										
Soffit - Feature lighting										
H2 Pro Extreme										
Architecture - Feature lighting										
GL016										
GL019										
SL220										
UL010										

	Antique brass	Black	Bronze	Chrome	Copper	Grey	Silver	Steel	White	Wooden
Architecture (continued) - Feature lighting										
UL030										
LEDline										
GH220 (accessory)										
GS220 (accessory)										
Entrance - Social lighting										
WL012										
WL013										
WL060										
Tables - Social lighting										
GL019 Ultra low glare										
Tables & benches - Social lighting										
SL220										
WL013										
WL070										
GH220 (accessory)										
GS220 (accessory)										
Pond & swimming pool - Social lighting										
UL010 RGBW										
UL030 RGBW										
BBQ - Social lighting										
SL220										
GH220 (accessory)										
GS220 (accessory)										

Lighting for the office

We spend most of our time at work and so creating the right environment is key to ensuring high performance. We strive to bring you products that can help turn the 'office' into a workshop for co-creation and collaboration between colleagues.

Icon key

Look out for these icons when choosing your ideal product.



Lighting control available



Emergency option available



CCT switchable product



RGBW product



7 year guarantee



5 year guarantee



4 year guarantee



3 year guarantee

Units key

Breakdown of units.

W

Wattage

lm

Lumens

K

Colour temperature (Kelvin)



Lighting for the office interior

Board room

Primary lighting



Vector

Comfort with control



**In stock
Q3 2023**

Contact us on
01604 495 151
for more
information



Way 35

Line of light



**In stock
Q3 2023**

Contact us on
01604 495 151
for more
information



Way 35

Line of light



**In stock
Q3 2023**

Contact us on
01604 495 151
for more
information



1901 downlight

Tilts 20° Rotates 360°



Code : BDB11A40WM
9.6W | 725lm | 4000K

Code : BDB11A30WM
9.6W | 625lm | 3000K



Open plan office

Primary lighting



Vector

Comfort with control



**In stock
Q3 2023**

Contact us on
01604 495 151
for more
information



Trinity

Wave of light



**In stock
Q3 2023**

Contact us on
01604 495 151
for more
information

Open plan office (continued)

Primary lighting

**Solis**

600 x 600mm panel


Code : P2A16S30WA
 30W | 3450lm | 3000K

Code : P4A19S40W
 40W | 4320lm | 4000K
**Solis**

1200 x 300mm panel


Code : P2B16S30WA
 30W | 3450lm | 4000K
**Solis**

1200 x 600mm panel


Code : P2C19S60WA
 60W | 6900lm | 4000K

Code : P4C19S60W
 60W | 6300lm | 3000K


Meeting room

Primary lighting

**1901 pendant**

Warm comfortable light


Code : BPL15F30WM
 9.6W | 625lm | 3000K

Code : BPL15F27WM
 9.6W | 575lm | 2700K
**1901 pendant**

Warm comfortable light


Code : BPB15F30WM
 9.6W | 625lm | 3000K

Code : BPB15F27WM
 9.6W | 575lm | 2700K
**1901 downlight**

Adjustable


Code : BDL11A30WM
 9.6W | 625lm | 3000K

Code : BDL11A27WM
 9.6W | 525lm | 2700K
**Nova 600**

Floating effect


Code : NVB60DS
 40W
 4700lm
 2700K | 3000K | 4000K
**In stock
Q1 2023**Contact us on
01604 495 151
for more
information


Individual office

Primary lighting

**Domino**

Ultra low glare lighting


**Code : DMW66N4K
(Non-Dim)**
 22W | 3500lm | 4000K

**Code : DMW66X4K
(Driverless)**
 22W | 3500lm | 4000K
**In stock
Q1 2023**Contact us on
01604 495 151
for more
information**Domino**

Ultra low glare lighting


**Code : DMB66N4K
(Non-Dim)**
 22W | 3500lm | 4000K

**Code : DMB66X4K
(Driverless)**
 22W | 3500lm | 4000K
**In stock
Q1 2023**Contact us on
01604 495 151
for more
information**Trinity**

Wave of light

**In stock
Q3 2023**Contact us on
01604 495 151
for more
information

Reception

Primary lighting

**Way 35**

Line of light

**In stock
Q3 2023**Contact us on
01604 495 151
for more
information

Lighting for the office interior

Reception (continued)

Primary lighting



WL94

Halo lit effect



Code: **WL9418SCS**
(switchable)

18W
1800lm | 2000lm
3000K | 4000K | 6500K



LSP strip

Invisible efficient light



Code: **LSP205030**
11W/m | 2000lm | 3000K

Code: **LSP205027**
11W/m | 1900lm | 2700K

**In stock
January 2023**

Contact us on
01604 495 151
for more
information



SM7

Strip profile

Code: **SM7010**
7mm surface-mount
profile & diffuser (1m)

Code: **SM7MA**
Mounting bracket
(included x 2)

Code: **SM7LC**
Linear connector
(sold separately)

Code: **SM7ECA**
End-cap with cable entry
(included)

Code: **SM7ECB**
End-cap without cable
entry
(included)



Breakout space

Secondary lighting



Nova 900

Designer pendant



Code: **NVB90DS**
68W
8000lm
2700K | 3000K | 4000K

**In stock
Q1 2023**

Contact us on
01604 495 151
for more
information



Nova 900

Designer pendant



Code: **NVW90DS**
68W
8000lm
2700K | 3000K | 4000K

**In stock
Q1 2023**

Contact us on
01604 495 151
for more
information

Breakout space (continued)

Secondary lighting

**Nova 600**

Designer pendant

**Code : NVB60DS**40W
4700lm
2700K | 3000K | 4000K**In stock
Q1 2023**Contact us on
01604 495 151
for more
information

Kitchen (continued)

Secondary lighting

**SPRGBW strip pack**

24V Colour changing

**Code : SPRGBW**Red | 4.5W | 110lm
Green | 4.8W | 296lm
Blue | 4.5W | 79lm
White | 4.8W | 373lm**Cove pack**

Cove pack for strip

LED Cove Pack (1m)
Paintable plastic coving**LED Cove Clip**
Fixing clip

Kitchen

Secondary lighting

**1901 pendant**

Warm comfortable light

**Code : BPL15F30WM**
9.6W | 625lm | 3000K**Code : BPL15F27WM**
9.6W | 575lm | 2700K**1901 pendant**

Warm comfortable light

**Code : BPB15F30WM**
9.6W | 625lm | 3000K**Code : BPB15F27WM**
9.6W | 575lm | 2700K

Circulation corridor

Secondary lighting

**Way 35**


Line of light

**In stock
Q3 2023**Contact us on
01604 495 151
for more
information**H2 Pro**

Efficient & long life time

**Code : DLE5245500**
(switchable)
5W | 7W
550lm | 850lm
2700K | 3000K | 4000K**WL94**

Halo lit effect

**Code : WL9418SCS**
(switchable)
18W
1800lm | 2000lm
3000K | 4000K | 6500K**Round Bezels**Bezels for H2 Pro
available in :Black, Brushed steel,
Chrome, Gold, Silver,
Matt white & Gloss white**Solis**

600 x 600mm panel

**Code : P2A16S30WA**
30W | 3450lm | 4000K**Code : P4A19S40W**
40W | 4320lm | 4000K**Square Bezels**Bezels for H2 Pro
available in :Black, Chrome, Gold,
Silver & Matt white**Thea**

Slim profile downlight

**Code : CDL0124M**
(switchable)
24W
2600lm | 2800lm
3000K | 4000K | 6500K

Lighting for the office interior

Circulation corridor (continued)

Secondary lighting



LSC06

24V current regulated strip



Code : LSC0630100
10m | 17W/m | 3000K

Bespoke lengths available
2700K codes available



C07

Profile
7mm corner mount

Code : C07010
45° surface-mount corner
profile & diffuser (1m)

Code : C07MA
Mounting bracket
(sold separately)

Code : SM7ECA
End-cap with cable entry
(sold separately)

Code : SM7ECB
End-cap without cable
entry
(sold separately)



Stairs & landing

Secondary lighting



Nova 450

Designer wall light



Code : NVB45DS
26W
2800lm
2700K | 3000K | 4000K

**In stock
Q1 2023**

Contact us on
01604 495 151
for more
information



WL94

Halo lit effect



Code : WL9418SCS
(switchable)
18W
1800lm | 2000lm
3000K | 4000K | 6500K



ML02

Decorative mini light



Code : ML02 WW
1W | 24lm | 3000K

Code : ML02 NW
1W | 35lm | 4000K



Washrooms

Secondary lighting



Astra 450

Classic design



Code : ASW451N40
18W | 2000lm | 4000K

Code : ASW452N40
26W | 2800lm | 4000K

**In stock
Q1 2023**

Contact us on
01604 495 151
for more
information



Thea

Slim profile downlight



Code : CDL0112M
(switchable)

12W
1200lm | 1300lm
3000K | 4000K | 6500K



Thea

Slim profile downlight



Code : CDL0116M
(switchable)

16W
1600lm | 1700lm
3000K | 4000K | 6500K



Thea

Slim profile downlight



Code : CDL0124M
(switchable)

24W
2600lm | 2800lm
3000K | 4000K | 6500K



H2 Pro

Efficient & long life time



Code : DLE5245500
(switchable)

5W | 7W
550lm | 650lm
2700K | 3000K | 4000K



Round Bezels

Bezels for H2 Pro
available in :

Black, Brushed steel,
Chrome, Gold, Silver,
Matt white & Gloss white



Square Bezels

Bezels for H2 Pro
available in :

Black, Chrome, Gold,
Silver & Matt white



Shower rooms

Secondary lighting



H2 Pro Extreme

Corrosion & waterproof



Code : DL48938MW30
5W | 460lm | 3000K

Code : DL48938MW40
5W | 490lm | 4000K



Store & plant rooms

Secondary lighting



Caiman 5ft single

Colour switchable



Code : AC5SN (switchable)
30W
3450lm | 3750lm | 3900lm
3000K | 4000K | 6500K



Caiman 5ft twin

Colour switchable



Code : AC5TN (switchable)
50W
5750lm | 6250lm | 6500lm
3000K | 4000K | 6500K



Borealis 5ft single

Quick to install



Code : BT5S540
32W | 4160lm | 4000K



Borealis 5ft twin

Quick to install



Code : BT5TS40
54W | 7020lm | 4000K



PIR bolt

Bolt-on accessory
PIR + Daylight Switch
Use up to 6 metres
Take 4 minutes to fit

Compatible with Borealis
& Caiman



Lighting for the office interior

Emergency lighting

Emergency lighting



Salvus bolt

Emergency conversion
Compatible with Borealis
& Caiman



Code : EMBOLTMOPEN
Manual-test for open area

Code : EMBOLTCOR
Manual test for corridors



Salvus bolt

Emergency conversion
Compatible with Borealis
& Caiman



Code : EMBOLTSOPEN
Self-test for open area

Code : EMBOLTCOR
Self-test for corridors



Salvus blade

For direction



Code : EMBL30M
Manual-test

Code : EMBL30S
Self-test



Salvus exit

For internal exit doors



Code : EMBX35M
Manual-test

Code : EMBX35S
Self-test



Salvus bulkhead

For external exit doors



Code : EMBH145M
Manual-test

Code : EMBH145S
Self-test



Salvus route

For escape routes



Code : EMER120M035
Manual-test for open area

Code : EMRWST
Self-test for open area
& corridors



Salvus twin spot

75° Tilttable 145° Rotatable



Code : EMTW400S
Self-test



**LEDEP09ST**

Emergency DALI
addressable self-test
conversion pack

Compatible with
Solis Panel, Thea, 1901
Architectural, H2 Pro



electronics battery

**In stock
Q1 2023**

Contact us on
01604 495 151
for more
information

**LEDEP10**

Emergency self-test
conversion pack

Compatible with
Solis Panel, Thea, 1901
Architectural, H2 Pro



electronics battery

**Blade legends**

Compatible with Salvus
blade

Codes :
EMBLUP : Up
EMBLDO : Down
EMBLE : Left
EMBLRI : Right

**Exit legends**

Compatible with Salvus
exit

Codes :
EMBXUP : Up
EMBXDO : Down
EMBXLE : Left
EMBXRI : Right

**Converter plate**

Enables Salvus Route to
be installed in cut out
sizes between
40mm & 60mm

Code : EMERCP60
40mm - 60mm



Lighting for the office exterior

Entrance door

Functional lighting



Halo

Halo lit effect



Code : **WLHAIN**
(switchable)

12W
1250lm | 1300lm | 1350lm
3000K | 4000K | 5700K



WL013

Powerful illumination



Code : **WL013X30**
6.5W | 390lm | 3000K



WL013

Powerful illumination



Code : **WL013G30**
6.5W | 390lm | 3000K



WL075

Narrow intense beam



Code : **WL075BNBM30**
5.7W | 520lm | 3000K

Code : **WL075BNBM27**
5.7W | 515lm | 2700K



WL075

Narrow intense beam



Code : **WL075ZNBM30**
5.7W | 520lm | 3000K

Code : **WL075ZNBM27**
5.7W | 515lm | 2700K



WL075

Narrow intense beam



Code : **WL075SNBM30**
5.7W | 520lm | 3000K

Code : **WL075SNBM27**
5.7W | 515lm | 2700K



Area lighting

Functional lighting

**K2 100W**

Asymmetric floodlight

Code : IFL10BX30100150
100W | 11,400lm | 3000KCode : IFL10BX40100150
100W | 11,400lm | 4000K**K2 150W**

Asymmetric floodlight

Code : IFL15BX30100150
150W | 17,100lm | 3000KCode : IFL15BX40100150
150W | 17,100lm | 4000K**K2 200W**

Asymmetric floodlight

Code : IFL20BX30100150
200W | 22,200lm | 3000KCode : IFL20BX40100150
200W | 22,200lm | 4000K**Qubo**

Precise illumination

Code : QBAMN30
10W | 1000lm | 3000KCode : QBALN30
18W | 2000lm | 3000K**In stock
Q2 2023**Contact us on
01604 495 151
for more
information

Building perimeter (continued)

Functional lighting

**WL95BE facia**Eyelid facia accessory
Compatible with WL95**WL95BG facia**Grille facia accessory
Compatible with WL95

Soffits

Functional lighting

**H2 Pro Extreme**

Corrosion & waterproof

Code : DL48938MW30
5W | 460lm | 3000KCode : DL48938MW40
5W | 490lm | 4000K**H2 Pro Extreme**

Corrosion & waterproof

Code : DL48938GY30
5W | 460lm | 3000KCode : DL48938BY40
5W | 490lm | 4000K

Building perimeter

Functional lighting

**Arc**

Architectural wallpack

Code : ARA1N
10W | 1500lm | 3000KCode : ARA2N
17W | 2500lm | 4000K**H2 Pro Extreme**

Corrosion & waterproof

Code : DL48938BLK30
5W | 460lm | 3000KCode : DL48938BLK40
5W | 490lm | 4000K**WL95**

P65

Code : WL9515SCSB
(switchable)
10W | 15W
1100lm | 1650lm | 1800lm
3000K | 4000K | 6500K

Lighting for the office exterior

Walkways

Functional lighting



GL019 ULG

30° ultra low glare



Code : GL019BMBL30
1W | 64lm | 3000K

Code : GL019BMBL27
1W | 60lm | 2700K



GL019 ULG

30° ultra low glare



Code : GL019AMBL30
1W | 64lm | 3000K

Code : GL019AMBL27
1W | 60lm | 2700K



GL019 ULG

30° ultra low glare



Code : GL019DMBL30
1W | 64lm | 3000K

Code : GL019DMBL27
5W | 1039lm | 2700K



GL019

38° low power ground light



Code : GL019WBX30
1W | 90lm | 3000K

Code : GL019WBX27
1W | 80lm | 2700K



GL019

38° low power ground light



Code : GL019AWBX30
1W | 90lm | 3000K

Code : GL019AWBX27
1W | 80lm | 2700K



GL019

38° low power ground light



Code : GL019 F WW
1W | 90lm | 3000K

Code : GL019 F 27
1W | 80lm | 2700K



GL016

26° low power ground light



Code : GL016MBX30
1W | 75lm | 3000K

Code : GL016MBX27
1W | 70lm | 2700K



Walkways (continued)

Functional lighting

**GL016**

26° low power ground light



Code: GL016 F AB WW
1W | 75lm | 3000K

Code: GL016 F AB 27
1W | 70lm | 2700K

**GL016**

26° low power ground light



Code: GL016 F WW
1W | 75lm | 3000K

Code: GL016 F 27
1W | 70lm | 2700K

**GL100**

Mini domed marker light



Code: GL100AX1X30
1 direction
1W | 14lm | 3000K

Code: GL100AX2130
2 directions 90°
1W | 14lm | 3000K

Code: GL100AX2230
2 directions 180°
1W | 14lm | 3000K

Code: GL100AX3X30
3 directions
1W | 14lm | 3000K

Code: GL100AX4X30
4 directions
1W | 14lm | 3000K

2700K codes available**GL100**

Mini domed marker light



Code: GL100DX1X30
1 direction
1W | 14lm | 3000K

Code: GL100DX2130
2 directions 90°
1W | 14lm | 3000K

Code: GL100DX2230
2 directions 180°
1W | 14lm | 3000K

Code: GL100DX3X30
3 directions
1W | 14lm | 3000K

Code: GL100DX4X30
4 directions
1W | 14lm | 3000K

2700K codes available**BOL301**

Minimal uplight for comfort



Code: BOL301X30
23W | 500lm | 3000K



Steps

Functional lighting

**GL034**

Hooded to reduce light spill



Code: GL034DWB30
2.9W | 180lm | 3000K

Code: GL034DWB27
2.9W | 170lm | 2700K



Plant life

Functional lighting

**SL130**

Discreet spike light



Code: SL13030
1W | 75lm | 3000K

Code: SL13027
1W | 70lm | 2700K

**SL130**

Discreet spike light



Code: SL130ZMBX30
1W | 75lm | 3000K

Code: SL130ZMBX27
1W | 70lm | 2700K

**SL130**

Discreet spike light



Code: SL030 F WW
1W | 75lm | 3000K

Code: SL030 F 27
1W | 70lm | 2700K

**SL220**

Tilts 90° for versatility



Code: SL220BWBX30
2.2W | 300lm | 3000K

Code: SL220BWBX27
2.2W | 290lm | 2700K

**SL220**

Tilts 90° for versatility



Code: SL220ZWBX30
2.2W | 300lm | 3000K

Code: SL220ZWBX27
2.2W | 290lm | 2700K



Lighting for the office exterior

Plant life (continued)

Functional lighting



SL220

Tilts 90° for versatility



Code : SL220CWBX30
2.2W | 300lm | 3000K

Code : SL220CWBX27
2.2W | 290lm | 2700K



SL220

Tilts 90° for versatility



Code : SL220DWBX30
2.2W | 300lm | 3000K

Code : SL220DWBX27
2.2W | 290lm | 2700K



GH220 hood

Low glare accessory for
SL220 spike lights
available in :

Black, Bronze &
Stainless steel

Codes :
GH220B : Black
GH220Z : Bronze
GH220D : Stainless steel



GS220 snoot

Low glare accessory for
SL220 spike lights
available in :

Black, Bronze &
Stainless steel

Codes :
GS220B : Black
GS220Z : Bronze
GS220D : Stainless steel



Façades

Functional lighting



GL040 CARGB

Mid power ground light



Code : GL040CARGB
Red | 1W | 34lm
Green | 1.2W | 68lm
Blue | 1.2W | 8lm



WL070 RGBW

Up / down light



Code : WL070RGBW
Red | 4W | 145lm
Green | 6W | 230lm
Blue | 6W | 38lm
White | 6W | 200lm



Façades (continued)

Functional lighting



UL030 RGBW

Marine grade



Code : UL030RGBW
Red | 2W | 106lm
Green | 3W | 185lm
Blue | 3W | 43lm
White | 3W | 177lm



UL347 CARGB

Wall washer



Code : UL347CARGB
Red | 4W | 77lm
Green | 4.1W | 285lm
Blue | 4.3W | 50lm



PR3011

Power repeater for colour change products



RGBW control panel

Wall panel for controlling RGBW products



RGBW remote control

Remote control for controlling RGBW products



Qubo

Precise illumination



Code : QBAMN30
10W | 1000lm | 3000K
Code : QBALN30
18W | 2000lm | 3000K

**In stock
Q2 2023**

Contact us on
01604 495 151
for more
information

Emergency lighting

Emergency lighting



Salvus bulkhead

For external exit doors



Code : EMBH145M
Manual-test
Code : EMBH145S
Self-test



Salvus twin spot

75° Tilttable 145° Rotatable



Code : EMTW400S
Self-test



Lighting for the warehouse

Warehouse and storage lighting shouldn't just be functional. Goods need to be received, stored and despatched quickly without damage whilst maintaining safety. We design and use tailored optics within our products to distribute the light to where it is needed and efficiently. For long periods the lighting does not need to be switched **on** so we provide both lighting and control solutions to help you operate efficiently.

Icon key

Look out for these icons when choosing your ideal product.



Lighting control available



Emergency option available



CCT switchable product



RGBW product



7 year guarantee



5 year guarantee



4 year guarantee



3 year guarantee

Units key

Breakdown of units.

W

Wattage

lm

Lumens

K

Colour temperature (Kelvin)



Lighting for the warehouse interior

Open plan area

Primary lighting



Area Bay 100W

Replaces 150W or 2x80W T5



Code : HBA1V
100W | 16,000lm | 4000K

Code : HBA1VEM
Emergency variant,
manual test



Area Bay 150W

Replaces 250W or 4x49W T5



Code : HBA2V
150W | 24,000lm | 4000K

Code : HBA2VEM
Emergency variant,
manual test



Area Bay 200W

Replaces 400W or 4x80W T5



Code : HBA3V
200W | 32,000lm | 4000K

Code : HBA3VEM
Emergency variant,
manual test



Area Bay 240W

Light the space using less
fittings



Code : HBA4V
240W | 38,000lm | 4000K

Code : HBA4VEM
Emergency variant,
manual test




Area Bay PIR

Passive infra-red (PIR)
motion sensor with daylight
threshold switch

Compatible with Area Bay

Code : HBPIR




Area Bay MWS

Microwave motion sensor
with daylight threshold
switch

Compatible with Area Bay

Code : HBMWS



Area Bay DL

Daylight harvesting sensor
with photocell

Compatible with Area Bay

Code : HBDLS



Open plan area (continued)

Primary lighting



Area Bay remote

Remote for sensor control
Compatible with Area Bay & Springbok Lite

Code : HBREM



Bracket

Bracket Mount for Standard High Bay

Compatible with Area Bay

Code : HBBRA



Bracket

Extended Bracket Mount
Reduces mounting height by 265mm

Compatible with Area Bay

Code : HBBRAEXT



M20 Rod Mount Kit

Reduces mounting height by 1.5 metres

Compatible with Area Bay

Code : HBROD



Lentus 100W

120° linear light



Code : LB10040
100W | 15,000lm | 4000K

Code : LBAL5090
50x90° lens for rectangular distribution



Lentus 150W

120° linear light



Code : LB15040
150W | 22,000lm | 4000K

Code : LBAL5090
50x90° lens for rectangular distribution



Borealis 5ft single

Quick to install



Code : BT5SS40
32W | 4160lm | 4000K



Open plan area (continued)

Primary lighting



Borealis 5ft twin

Quick to install



Code : BT5SS40
54W | 7020lm | 4000K



Borealis 6ft single

Quick to install



Code : BT6SS40
42W | 5200lm | 4000K



Borealis 6ft twin

Quick to install



Code : BT6TS40
70W | 8680lm | 4000K



PIR bolt

Bolt-on accessory
PIR + Daylight Switch
Use up to 6 metres
Take 4 minutes to fit

Compatible with Borealis & Lentus



Racking aisle

Primary lighting



Springbok Lite 200W

Replaces 400W or 4x80W T5



Code : HBL3N
200W | 27,000lm | 4000K

Code : HBL3NEM
Emergency variant, manual Test



Low glare refractor

Boosts light by 20%, <UGR22

Code : HBL3REFR
Polycarbonate Prismatic
80-degree beam angle
Can be retro-fitted on site



Lighting for the warehouse interior

Racking aisle (continued)

Primary lighting



Springbok Lite 150W

Replaces 250W or 4x49W T5



Code : HBL2N
150W | 21,000lm | 4000K

Code : HBL2NEM
Emergency Variant,
manual Test



Low glare refractor

Boosts light by 20%, <UGR22

Code : HBL2REFR
Polycarbonate Prismatic
80-degree beam angle
Can be retro-fitted on site



Springbok Lite 80W

Replaces 150W or 2x80W T5



Code : HBL1N
80W | 11,000lm | 4000K

Code : HBL1NEM
Emergency variant,
manual Test



Low glare refractor

Boosts light by 20%, <UGR22

Code : HBL1REFR
Polycarbonate Prismatic
80-degree beam angle
Can be retro-fitted on site



Microwave sensor kit

On/Off control

Compatible with
Springbok Lite

Code : HBLMWS
Includes junction box,
glands and counter-weight



Springbok Lite remote

Remote for sensor control

Compatible with Area Bay &
Springbok Lite

Code : HBRM



Racking aisle (continued)

Primary lighting



Lentus 150W

120° linear light



Code : LB15040
150W | 22,000lm | 4000K

Code : LB15040E
Emergency Variant,
manual Test



Lentus 100W

120° linear light



Code : LB10040
100W | 15,000lm | 4000K

Code : LB10040E
Emergency Variant,
manual Test



LBAL90 lens - narrow beam

Lens accessory for narrowing beam angle of Lentus making it perfect for narrow aisles

Compatible with Lentus



LBAL5090 lens - asymmetric beam

Lens accessory for wide beam angle of Lentus making it perfect for wider aisles

Compatible with Lentus



Surface mounting kit

Easily attach Lentus to solid surfaces

Compatible with Lentus



PIR bolt (on-off)

Bolt-on accessory
ON-OFF + Daylight Switch
Use up to 6 metres
Take 4 minutes to fit

Compatible with Lentus



PIR bolt (0-10V)

Bolt-on accessory
100/10% + Dim +
Daylight Switch
Use up to 6 metres
Take 4 minutes to fit

Compatible with Lentus



**In stock
Q1 2023**
Contact us on
01604 495 151
for more
information

Racking aisle (continued)

Primary lighting



Salvus bolt

Emergency light accessory
Compatible with Lentus



Mezzanine floor

Primary lighting



Caiman 4ft single

Colour switchable



Code : AC4SN (switchable)
20W
2300lm | 2600lm | 2500lm
3000K | 4000K | 6500K



Caiman 4ft twin

Colour switchable



Code : AC4TN (switchable)
36W
4140lm | 4680lm | 4500lm
3000K | 4000K | 6500K



Caiman 5ft single

Colour switchable



Code : AC5SN (switchable)
30W
3450lm | 3750lm | 3900lm
3000K | 4000K | 6500K



Caiman 5ft twin

Colour switchable



Code : AC5TN (switchable)
50W
5750lm | 6250lm | 6500lm
3000K | 4000K | 6500K



Caiman 6ft single

Colour switchable



Code : AC6SN (switchable)
36W
4140lm | 4680lm | 4500lm
3000K | 4000K | 6500K



Lighting for the warehouse interior

Mezzanine floor (continued)

Primary lighting



Caiman 6ft twin

Colour switchable



Code : AC6TN (switchable)
60W
6900lm | 7800lm | 7500lm
3000K | 4000K | 6500K



Borealis 4ft single

Quick to install



Code : BT4SS40
20W | 2600lm | 4000K



Borealis 4ft twin

Quick to install



Code : BT4TS40
22W | 5200lm | 4000K



Borealis 5ft single

Quick to install



Code : BT5SS40
32W | 4160lm | 4000K



Borealis 5ft twin

Quick to install



Code : BT5TS40
54W | 7020lm | 4000K



Borealis 6ft single

Quick to install



Code : BT6SS40
42W | 5200lm | 4000K



Borealis 6ft twin

Quick to install



Code : BT6TS40
70W | 8680lm | 4000K



Mezzanine floor (continued)

Primary lighting



PIR bolt

Bolt-on accessory
PIR + Daylight Switch
Use up to 6 metres
Take 4 minutes to fit

Compatible with Borealis & Caiman



Reception

Primary lighting



Astra 450

Classic design



Code : ASW451N40
18W | 2000lm | 4000K

Code : ASW452N40
26W | 2800lm | 4000K

**In stock
Q1 2023**

Contact us on
01604 495 151
for more
information

Office

Primary lighting



Trinity

Wave of light



**In stock
Q3 2023**

Contact us on
01604 495 151
for more
information



WL94

Halo lit effect



Code : WL9418SCS
(switchable)

18W
1800lm | 2000lm
3000K | 4000K | 6500K



Thea

Slim profile downlight



Code : CDL0124M
(switchable)

24W
2600lm | 2800lm
3000K | 4000K | 6500K



Solis

600 x 600mm panel



Code : P2A16S30WA
30W | 3450lm | 4000K

Code : P4A19S40W
40W | 4320lm | 4000K



Solis

1200 x 300mm panel



Code : P2B16S30WA
30W | 3450lm | 4000K

Code : P4B19S30W
30W | 4320lm | 3000K



Solis

1200 x 600mm panel



Code : P2C19S60WA
60W | 6900lm | 4000K

Code : P4C19S60W
60W | 6300lm | 3000K



Breakout space

Secondary lighting



Astra 450

Classic design



Code : ASW451N40
18W | 2000lm | 4000K

Code : ASW452N40
26W | 2800lm | 4000K

**In stock
Q1 2023**

Contact us on
01604 495 151
for more
information



Solis

600 x 600mm panel



Code : P2A16S30WA
30W | 3450lm | 4000K

Code : P4A19S40W
40W | 4320lm | 4000K



Uniform

Cylindrical illuminance



**In stock
Q2 2023**

Contact us on
01604 495 151
for more
information

Lighting for the warehouse interior

Kitchenette

Secondary lighting



H2 Pro

Efficient & long life time



Code : DLE5245500
(switchable)

5W | 7W
550lm | 650lm
2700K | 3000K | 4000K



SPRGBW

24V Colour changing



Code : SPRGBW strip pack

Red | 4.5W | 110lm
Green | 4.8W | 296lm
Blue | 4.5W | 79lm
White | 4.8W | 373lm



Cove pack

Cove pack for strip

LED Cove Pack (1m)
Paintable plastic coving

LED Cove Clip
Fixing clip



Circulation corridor

Secondary lighting



Thea

Slim profile downlight



Code : CDL0112M
(switchable)

12W
1200lm | 1300lm
3000K | 4000K | 6500K



Thea

Slim profile downlight



Code : CDL0116M
(switchable)

16W
1600lm | 1700lm
3000K | 4000K | 6500K



Thea

Slim profile downlight



Code : CDL0124M
(switchable)

24W
2600lm | 2800lm
3000K | 4000K | 6500K



Circulation corridor (continued)

Secondary lighting



Solis

600 x 600mm panel



Code : P2A16S30WA
30W | 3450lm | 4000K

Code : P4A19S40W
40W | 4320lm | 4000K



WL94

Halo lit effect



Code : WL9418SCS
(switchable)

18W
1800lm | 2000lm
3000K | 4000K | 6500K



Stairs & landing

Secondary lighting



WL95

IK10 & IP65



Code : WL9515SCS
(switchable)

10W | 15W
1100lm | 1650lm | 1800lm
3000K | 4000K | 6500K



Caiman 5ft twin

Colour switchable



Code : AC5TN (switchable)
50W

5750lm | 6250lm | 6500lm
3000K | 4000K | 6500K



Shower rooms

Secondary lighting



H2 Pro Extreme

Corrosion & waterproof



Code : DL48938MW30
5W | 460lm | 3000K

Code : DL48938MW40
5W | 490lm | 4000K



Emergency lighting

Emergency lighting



Salvus bolt

Emergency conversion

Compatible with Borealis & Caiman



Code : EMBOLTMOPEN
Manual-test for open area

Code : EMBOLTMCOR
Manual test for corridors



Salvus bolt

Emergency conversion

Compatible with Borealis & Caiman



Code : EMBOLTSOPEN

Self-test for open area

Code : EMBOLTCOR
Self-test for corridors



Salvus blade

For direction



Code : EMBL30M
Manual-test

Code : EMBL30S
Self-test



Salvus exit

For internal exit doors



Code : EMBX35M
Manual-test

Code : EMBX35S
Self-test



Salvus bulkhead

For external exit doors



Code : EMBH145M
Manual-test

Code : EMBH145S
Self-test



Salvus route

For escape routes



Code : EMER120M035
Manual-test for open area

Code : EMRWST
Self-test for open area
& corridors



Salvus twin spot

75° Tilttable 145° Rotatable



Code : EMTW400S
Self-test



Lighting for the warehouse interior

Emergency lighting (continued)

Emergency lighting



LEDEP09ST

Emergency DALI addressable self-test conversion pack

Compatible with Solis Panel, Thea, 1901 Architectural, H2 Pro



electronics battery

**In stock
Q1 2023**

Contact us on
01604 495 151
for more
information



LEDEP10

Emergency self-test conversion pack

Compatible with Solis Panel, Thea, 1901 Architectural, H2 Pro



electronics battery



Blade legends

Compatible with Salvus blade

Codes :
EMBLUP : Up
EMBLDO : Down
EMBLLE : Left
EMBLRI : Right



Exit legends

Compatible with Salvus exit

Codes :
EMBXUP : Up
EMBXDO : Down
EMBXLE : Left
EMBXRI : Right



Converter plate

Enables Salvus Route to be installed in cut out sizes between 40mm & 60mm

Code : EMERCP60
40mm - 60mm





Lighting for the warehouse exterior

Entrance door

Functional lighting



Halo

Halo lit effect



Code : **WLHAIN**
(switchable)

12W
1250lm | 1300lm | 1350lm
3000K | 4000K | 5700K



WL95

P65



Code : **WL9515SCS**
(switchable)

10W | 15W
1100lm | 1650lm | 1800lm
3000K | 4000K | 6500K



Building perimeter

Functional lighting



Arc

Architectural wallpack



Code : **ARA1N**

10W | 1500lm | 3000K

Code : **ARA2N**

17W | 2500lm | 4000K



Soffits

Functional lighting



H2 Pro Extreme

Corrosion & waterproof



Code : **DL48938MW30**
5W | 460lm | 3000K

Code : **DL48938MW40**
5W | 490lm | 4000K



H2 Pro Extreme

Corrosion & waterproof



Code : **DL48938GY30**
5W | 460lm | 3000K

Code : **DL48938GY40**
5W | 490lm | 4000K



Soffits (continued)

Functional lighting



H2 Pro Extreme

Corrosion & waterproof



Code: **DL48938BLK30**
5W | 460lm | 3000K

Code: **DL48938BLK40**
5W | 490lm | 4000K



Steps

Functional lighting



GL034

Hooded to reduce light spill



Code: **GL034DWB30**
2.9W | 180lm | 3000K

Code: **GL034DWB27**
2.9W | 170lm | 2700K



Walkways

Functional lighting



BOL301

Minimal uplight for comfort



Code: **BOL301X30**
23W | 500lm | 3000K



Area lighting

Functional lighting



K2 100W

Asymmetric floodlight



Code: **IFL10BX30100150**
100W | 11,400lm | 3000K

Code: **IFL10BX40100150**
100W | 11,400lm | 4000K



GL019

38° low power ground light



Code: **GL019BWBX30**
1W | 90lm | 3000K

Code: **GL019BWBX27**
1W | 80lm | 2700K



K2 150W

Asymmetric floodlight



Code: **IFL15BX30100150**
150W | 17,100lm | 3000K

Code: **IFL15BX40100150**
150W | 17,100lm | 4000K



GL019

38° low power ground light



Code: **GL019AWBX30**
1W | 90lm | 3000K

Code: **GL019AWBX27**
1W | 80lm | 2700K



K2 200W

Asymmetric floodlight



Code: **IFL20BX30100150**
200W | 22,200lm | 3000K

Code: **IFL20BX40100150**
200W | 22,200lm | 4000K



GL019

38° low power ground light



Code: **GL019 FWW**
1W | 90lm | 3000K

Code: **GL019 F 27**
1W | 80lm | 2700K



Lighting for the warehouse exterior

Emergency lighting

Emergency lighting



Salvus bulkhead

For external exit doors



Code : EMBH145M
Manual-test

Code : EMBH145S
Self-test



Salvus twin spot

75° Tilttable 145° Rotatable



Code : EMTW400S
Self-test





Lighting for the school

Every second of every class, a teacher is using their intuition to keep their children engaged in positive learning. Lighting can help inspire through lifting the space to create interest and showcase those drawings on the wall of the students work. Through the use of quality optics and materials, we can ensure lighting which is comfortable, efficient and to help concentration levels.

Icon key

Look out for these icons when choosing your ideal product.



Lighting control available



7 year guarantee



Emergency option available



5 year guarantee



CCT switchable product



4 year guarantee



RGBW product



3 year guarantee

Units key

Breakdown of units.

W

Wattage

lm

Lumens

K

Colour temperature (Kelvin)



Lighting for the school interior

Classrooms

Primary lighting



Vector
Comfort with control



**In stock
Q3 2023**

Contact us on
01604 495 151
for more
information



Uniform
Cylindrical illuminance



**In stock
Q2 2023**

Contact us on
01604 495 151
for more
information



Trinity
Wave of light




**In stock
Q3 2023**

Contact us on
01604 495 151
for more
information

Laboratories & workshops

Primary lighting



Domino
Ultra low glare lighting



**In stock
Q1 2023**

Contact us on
01604 495 151
for more
information

Code : DMB66N4K (Non-Dim)
22W | 3500lm | 4000K
Code : DMB66X4K (Driverless)
22W | 3500lm | 4000K



Caiman 4ft single
Colour switchable



Code : AC4SN (switchable)
20W
2300lm | 2600lm | 2500lm
3000K | 4000K | 6500K



Caiman 4ft twin
Colour switchable



Code : AC4TN (switchable)
36W
4140lm | 4680lm | 4500lm
3000K | 4000K | 6500K



Laboratories & workshops (continued) Primary lighting



Caiman 5ft single

Colour switchable



Code : AC5SN (switchable)
30W
3450lm | 3750lm | 3900lm
3000K | 4000K | 6500K



Caiman 5ft twin

Colour switchable



Code : AC5TN (switchable)
50W
5750lm | 6250lm | 6500lm
3000K | 4000K | 6500K



Caiman 6ft single

Colour switchable



Code : AC6SN (switchable)
36W
4140lm | 4680lm | 4500lm
3000K | 4000K | 6500K



Caiman 6ft twin

Colour switchable



Code : AC6TN (switchable)
60W
6900lm | 7800lm | 7500lm
3000K | 4000K | 6500K



Art rooms

Primary lighting



Nova 900

Designer pendant



Code : NVB90DS
68W
8000lm
2700K | 3000K | 4000K

**In stock
Q1 2023**

Contact us on
01604 495 151
for more
information



Domino

Ultra low glare lighting



Code : DMW66N4K (Non-Dim)
22W | 3500lm | 4000K
Code : DMW66X4K (Driverless)
22W | 3500lm | 4000K

**In stock
Q1 2023**

Contact us on
01604 495 151
for more
information

Art rooms (continued)

Primary lighting



Trinity

Wave of light



**In stock
Q3 2023**

Contact us on
01604 495 151
for more
information

Libraries

Primary lighting



Way 35

Line of light



**In stock
Q3 2023**

Contact us on
01604 495 151
for more
information



Vector

Comfort with control



**In stock
Q3 2023**

Contact us on
01604 495 151
for more
information



Uniform

Cylindrical illuminance



**In stock
Q2 2023**

Contact us on
01604 495 151
for more
information

Assembly hall

Primary lighting



Nova 600

Designer pendant



Code : NVW60DS
40W
4700lm
2700K | 3000K | 4000K

**In stock
Q1 2023**

Contact us on
01604 495 151
for more
information

Lighting for the school interior

Assembly hall (continued)

Primary lighting



Way 35
Line of light



In stock
Q3 2023

Contact us on
01604 495 151
for more
information



Uniform
Cylindrical illuminance



In stock
Q2 2023

Contact us on
01604 495 151
for more
information

Gym

Primary lighting



Springbok Lite 80W
Replaces 150W or 2x80W T5



Code : HBL1N
80W | 11,000lm | 4000K

Code : HBL1REFR
UGR22 Prismatic Refractor



Low glare refractor
Boosts light by 20%, <UGR22

Code : HBL1REFR
Polycarbonate Prismatic
80-degree beam angle
Can be retro-fitted on site



Lentus
120° linear light



Code : LB10040
100W | 15,000lm | 4000K

Code : LBAL5090
50x90° lens for rectangular
distribution



PIR bolt

Bolt-on accessory
PIR + Daylight Switch
Use up to 6 metres
Take 4 minutes to fit
Compatible with Lentus



Reception

Primary lighting



Way 35

Line of light



**In stock
Q3 2023**

Contact us on
01604 495 151
for more
information



WL94

Halo lit effect



**Code : WL9418SCS
(switchable)**

18W
1800lm | 2000lm
3000K | 4000K | 6500K



SPRGBW strip pack

24V Colour changing



Code : SPRGBW

Red | 4.5W | 110lm
Green | 4.8W | 296lm
Blue | 4.5W | 79lm
White | 4.8W | 373lm



Cove pack

Cove pack for strip

LED Cove Pack (1m)
Paintable plastic coving

LED Cove Clip
Fixing clip



Canteen (continued)

Secondary lighting



Solis

600 x 600mm panel



Code : P2A16S30WA
30W | 3450lm | 4000K

Code : P4A19S40W
40W | 4320lm | 4000K



Kitchen

Secondary lighting



Caiman 4ft twin

Colour switchable



Code : AC4TN (switchable)
36W
4140lm | 4680lm | 4500lm
3000K | 4000K | 6500K



Caiman 5ft twin

Colour switchable



Code : AC5TN (switchable)
50W
5750lm | 6250lm | 6500lm
3000K | 4000K | 6500K



Caiman 6ft twin

Colour switchable



Code : AC6TN (switchable)
60W
6900lm | 7800lm | 7500lm
3000K | 4000K | 6500K



Canteen

Secondary lighting



Astra 450

Classic design



Code : ASW451N40
18W | 2000lm | 4000K

Code : ASW452N40

**In stock
Q1 2023**

Contact us on
01604 495 151
for more
information



H2 Pro Extreme

Corrosion & waterproof



Code : DL48938MW30
5W | 460lm | 3000K

Code : DL48938MW40
5W | 490lm | 4000K



Thea

Slim profile downlight



**Code : CDL0124M
(switchable)**

24W
2600lm | 2800lm
3000K | 4000K | 6500K



Lighting for the school interior

Circulation corridor

Secondary lighting



Astra 450

Classic shape wall light



Code : ASW451N40
18W | 2000lm | 4000K

Code : ASW452N40
26W | 2800lm | 4000K

**In stock
Q1 2023**

Contact us on
01604 495 151
for more
information



Solis

600 x 600mm panel



Code : P2A16S30WA
30W | 3450lm | 4000K

Code : P4A19S40W
40W | 4320lm | 4000K



Thea

Slim profile downlight



Code : CDL0112M
(switchable)

12W
1200lm | 1300lm
3000K | 4000K | 6500K



Thea

Slim profile downlight



Code : CDL0116M
(switchable)

16W
1600lm | 1700lm
3000K | 4000K | 6500K



Thea

Slim profile downlight



Code : CDL0124M
(switchable)

24W
2600lm | 2800lm
3000K | 4000K | 6500K



Stairs and landing

Secondary lighting



Astra 450

Classic shape wall light



Code : ASW451N40
18W | 2000lm | 4000K

Code : ASW452N40
26W | 2800lm | 4000K

**In stock
Q1 2023**

Contact us on
01604 495 151
for more
information

Stairs and landing (continued)

Secondary lighting



WL94

Halo lit effect



Code : WL9418SCS
(switchable)

18W
1800lm | 2000lm
3000K | 4000K | 6500K



Caiman 4ft twin

Colour switchable



Code : AC4TN (switchable)

36W
4140lm | 4680lm | 4500lm
3000K | 4000K | 6500K



Caiman 5ft single

Colour switchable



Code : AC5SN (switchable)

30W
3450lm | 3750lm | 3900lm
3000K | 4000K | 6500K



Caiman 6ft single

Colour switchable



Code : AC6SN (switchable)

36W
4140lm | 4680lm | 4500lm
3000K | 4000K | 6500K



Washrooms (continued)

Secondary lighting



Thea

Slim profile downlight



Code : CDL0124M
(switchable)

24W
2600lm | 2800lm
3000K | 4000K | 6500K



Borealis 5ft single

Quick to install



Code : BT5SS40

32W | 4160lm | 4000K



Borealis 6ft single

Quick to install



Code : BT6SS40

42W | 5200lm | 4000K



PIR bolt

Bolt-on accessory
PIR + Daylight Switch
Use up to 6 metres
Take 4 minutes to fit

Compatible with Borealis



Washrooms

Secondary lighting



Thea

Slim profile downlight



Code : CDL0112M
(switchable)

12W
1200lm | 1300lm
3000K | 4000K | 6500K



Thea

Slim profile downlight



Code : CDL0116M
(switchable)

16W
1600lm | 1700lm
3000K | 4000K | 6500K



Shower rooms

Secondary lighting



H2 Pro Extreme

Corrosion & waterproof



Code : DL48938MW30

5W | 460lm | 3000K
Code : DL48938MW40

5W | 490lm | 4000K



Lighting for the school interior

Emergency lighting

Emergency lighting



Salvus bolt

Emergency conversion
Compatible with Borealis & Caiman



Code : EMBOLTMOPEN
Manual-test for open area

Code : EMBOLTCOR
Manual test for corridors



Salvus bolt

Emergency conversion
Compatible with Borealis & Caiman



Code : EMBOLTSOPEN
Self-test for open area

Code : EMBOLTCOR
Self-test for corridors



Salvus blade

For direction



Code : EMBL30M
Manual-test

Code : EMBL30S
Self-test



Salvus exit

For internal exit doors



Code : EMBX35M
Manual-test

Code : EMBX35S
Self-test



Salvus bulkhead

For external exit doors



Code : EMBH145M
Manual-test

Code : EMBH145S
Self-test



Salvus route

For escape routes



Code : EMER120M035
Manual-test for open area

Code : EMRWST
Self-test for open area
& corridors



Salvus twin spot

75° Tilttable 145° Rotatable



Code : EMTW400S
Self-test



**LEDEP09ST**

Emergency DALI addressable self-test conversion pack

Compatible with Solis Panel, Thea, 1901 Architectural, H2 Pro



electronics battery

**In stock
Q1 2023**

Contact us on
01604 495 151
for more
information

**LEDEP10**

Emergency self-test conversion pack

Compatible with Solis Panel, Thea, 1901 Architectural, H2 Pro



electronics battery

**Blade legends**

Compatible with Salvus blade

Codes :
EMBLUP : Up
EMBLDO : Down
EMBLE : Left
EMBLRI : Right

**Exit legends**

Compatible with Salvus exit

Codes :
EMBXUP : Up
EMBXDO : Down
EMBXLE : Left
EMBXRI : Right

**Converter plate**

Enables Salvus Route to be installed in cut out sizes between 40mm & 60mm

Code : EMERCP60
40mm - 60mm



Lighting for the school exterior

Entrance door

Functional lighting



Halo

Halo lit effect



Code : **WLHA1N**

12W
1250lm | 1300lm | 1350lm
3000K | 4000K | 5700K



Eyelid facia

Eyelid facia accessory
Compatible with Halo



WL95

IK10 & IP65



Code : **WL9515SCS**

10W | 15W
1100lm | 1650lm | 1800lm
3000K | 4000K | 6500K



WL95BE facia

Eyelid facia accessory
Compatible with WL95



WL075

Narrow intense beam



Code : **WL075BNBM30**

5.7W | 520lm | 3000K

Code : **WL075BNBM27**

5.7W | 515lm | 2700K



WL075

Narrow intense beam



Code : **WL075ZNBM30**

5.7W | 520lm | 3000K

Code : **WL075ZNBM27**

5.7W | 515lm | 2700K



WL075

Narrow intense beam



Code : **WL075SNBM30**

5.7W | 520lm | 3000K

Code : **WL075SNBM27**

5.7W | 515lm | 2700K



Building perimeter

Functional lighting



Arc

Architectural wallpack



Code : ARA1N
10W | 1500lm | 3000K

Code : ARA2N
17W | 2500lm | 4000K



WL95

IK10 & IP65



Code : WL9515SCS
10W | 15W
1100lm | 1650lm | 1800lm
3000K | 4000K | 6500K



WL95BE facia

Eyelid facia accessory
Compatible with WL95



WL95BG facia

Grille facia accessory
Compatible with WL95



Soffits

Functional lighting



H2 Pro Extreme

Corrosion & waterproof



Code : DL48938BLK30
5W | 460lm | 3000K

Code : DL48938BLK40
5W | 490lm | 4000K



Walkways

Functional lighting



BOL301

Minimal uplight for comfort



Code : BOL301X30
23W | 500lm | 3000K



GL019

38° low power ground light



Code : GL019BWBX30
1W | 90lm | 3000K

Code : GL019BWBX27
1W | 80lm | 2700K



GL019

38° low power ground light



Code : GL019AWBX30
1W | 90lm | 3000K

Code : GL019AWBX27
1W | 80lm | 2700K



Soffits

Functional lighting



H2 Pro Extreme

Corrosion & waterproof



Code : DL48938MW30
5W | 460lm | 3000K

Code : DL48938MW40
5W | 490lm | 4000K



H2 Pro Extreme

Corrosion & waterproof



Code : DL48938GY30
5W | 460lm | 3000K

Code : DL48938GY40
5W | 490lm | 4000K



GL019

38° low power ground light



Code : GL019 F WW
1W | 90lm | 3000K

Code : GL019 F 27
1W | 80lm | 2700K



Lighting for the school exterior

Walkways (continued)

Functional lighting

GL100

Mini domed marker light



Code : GL100AX1X30
1 direction
1W | 14lm | 3000K

Code : GL100AX2130
2 directions 90°
1W | 14lm | 3000K

Code : GL100AX2230
2 directions 180°
1W | 14lm | 3000K

Code : GL100AX3X30
3 directions
1W | 14lm | 3000K

Code : GL100AX4X30
4 directions
1W | 14lm | 3000K

2700K codes available



GL100

Mini domed marker light



Code : GL100DX1X30
1 direction
1W | 14lm | 3000K

Code : GL100DX2130
2 directions 90°
1W | 14lm | 3000K

Code : GL100DX2230
2 directions 180°
1W | 14lm | 3000K

Code : GL100DX3X30
3 directions
1W | 14lm | 3000K

Code : GL100DX4X30
4 directions
1W | 14lm | 3000K

2700K codes available



Steps

Functional lighting

GL034

Hooded to reduce
light spill



Code : GL034DWBM30
2.9W | 180lm | 3000K

Code : GL034DWBM27
2.9W | 170lm | 2700K



Plant life

Functional lighting



SL130

Discreet spike light



Code: SL13030
1W | 75lm | 3000K

Code: SL13027
1W | 70lm | 2700K



SL130

Discreet spike light



Code: SL130ZMBX30
1W | 75lm | 3000K

Code: SL130ZMBX27
1W | 70lm | 2700K



SL130

Discreet spike light



Code: SL030 F WW
1W | 75lm | 3000K

Code: SL030 F 27
1W | 70lm | 2700K



SL220

Tilts 90° for versatility



Code: SL220BWBX30
2.2W | 300lm | 3000K

Code: SL220BWBX27
2.2W | 290lm | 2700K



SL220

Tilts 90° for versatility



Code: SL220ZWBX30
2.2W | 300lm | 3000K

Code: SL220ZWBX27
2.2W | 290lm | 2700K



SL220

Tilts 90° for versatility



Code: SL220CWBX30
2.2W | 300lm | 3000K

Code: SL220CWBX27
2.2W | 290lm | 2700K



SL220

Tilts 90° for versatility



Code: SL220DWBX30
2.2W | 300lm | 3000K

Code: SL220DWBX27
2.2W | 290lm | 2700K



Plant life (continued)

Functional lighting



GH220 hood

Low glare accessory for SL220 spike lights available in :

Black, Bronze & Stainless steel

Codes :
GH220B : Black
GH220Z : Bronze
GH220D : Stainless steel



GS220 snoot

Low glare accessory for SL220 spike lights available in :

Black, Bronze & Stainless steel

Codes :
GS220B : Black
GS220Z : Bronze
GS220D : Stainless steel



Façades

Functional lighting



GL040 CARGB

Mid power ground light



Code: GL040CARGB
Red | 1W | 34lm
Green | 1.2W | 68lm
Blue | 1.2W | 8lm



WL070 RGBW

Up / down light



Code: WL070RGBW
Red | 4W | 145lm
Green | 6W | 230lm
Blue | 6W | 38lm
White | 6W | 200lm



UL347 CARGB

Wall washer



Code: UL347CARGB
Red | 4W | 77lm
Green | 4.1W | 285lm
Blue | 4.3W | 50lm



RGBW control panel

Wall panel for controlling RGBW products



Lighting for the school exterior

Façades (continued)

Functional lighting



RGBW remote control

Remote control for controlling RGBW products



Emergency lighting

Emergency lighting



Salvus bulkhead

For external exit doors



Code : EMBH145M
Manual-test

Code : EMBH145S
Self-test



Salvus twin spot

75° Tilttable 145° Rotatable

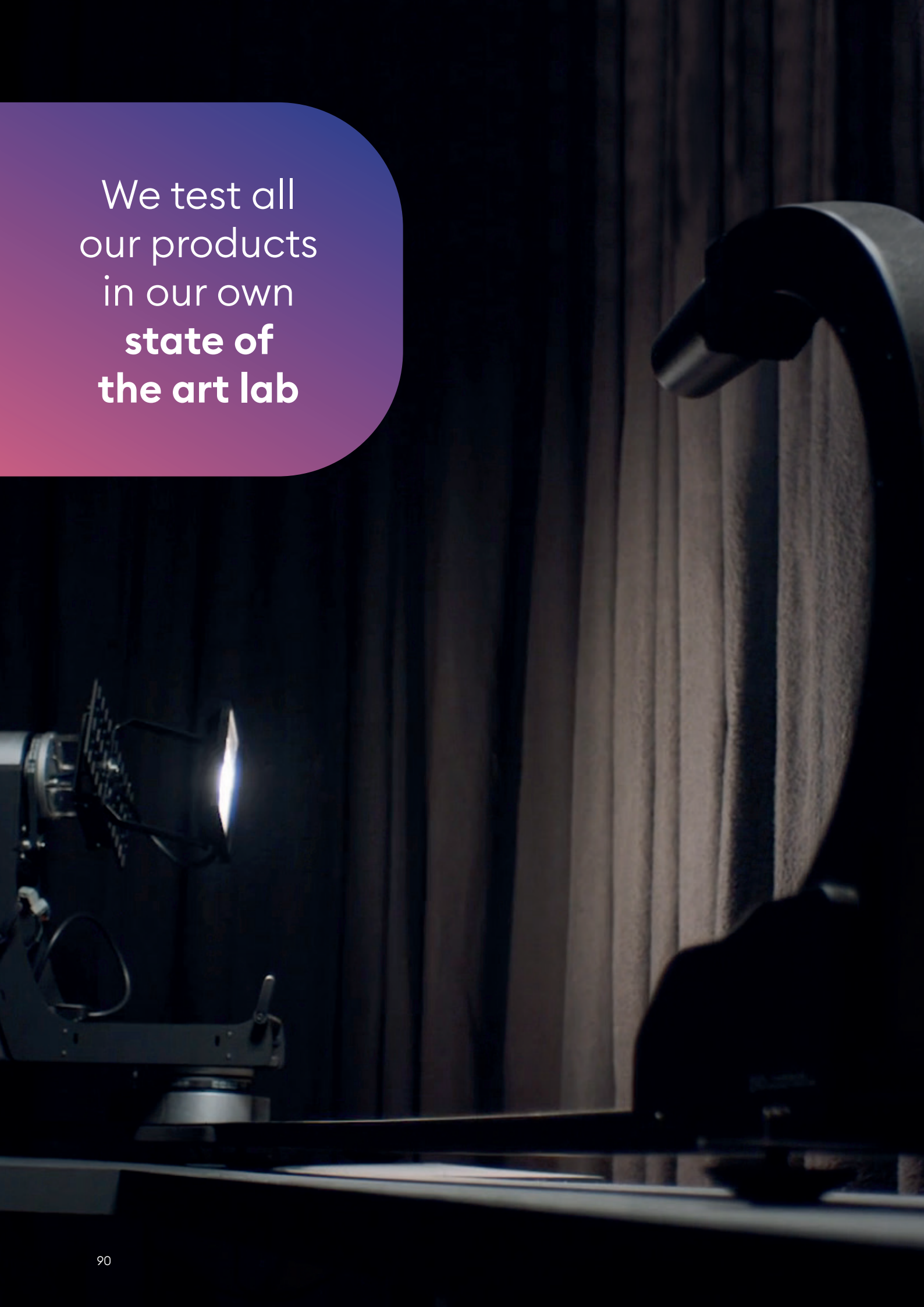


Code : EMTW400S
Self-test





We test all
our products
in our own
**state of
the art lab**



No substitute for quality

You can be confident with us

Your piece of mind and confidence in our products is important to us. Since we were established in 1901 we have been driven to deliver nothing but the highest quality in everything we do. We offer longer warranties and get third party accreditation to ensure you can trust in our products as we do.

LIA accreditation

The Lighting Industry Association Quality Assurance scheme is a quality assurance scheme developed by industry experts. The scheme assesses the members quality system and product compliance, and supports the member in achieving and maintaining the standard expected for LIA membership. Collingwood have been awarded the LIAQA Assured Company mark.



EDA accreditation

The EDA (Electrical Distributors' Association) is the trade association that represents the interests of wholesale distributors of electro-technical products in the UK. Collingwood are a product affiliate and together we work for the good of the sector.



Long product warranties

You can trust in our products as we do. We offer long warranties on our products because we believe in our products. They all go through vigorous testing to ensure they are of the highest quality that will stand the test of time.

Two year on site warranty

With the majority of our commercial products we offer a two year on site warranty.



Warranty registration

Complete our online form within 90 days of installing to ensure you receive your free extended warranty.

Fast reliable service

We're here to help you succeed

We believe you have the ability to create amazing projects and we want to help you achieve it. We pride ourselves on always being readily available to provide a level of service that gets you what you need to excel and achieve unbelievable things.



**Place an order
before 12pm**



**Free next day direct
to site delivery**

Technical support team

We pride ourselves on always being readily available to provide a level of service that gets you what you need to excel and achieve amazing things. With expert knowledge of electrical installations our technical support team can provide a solution either over the phone or on site.

Free on site support

On large scale projects a member of our technical support team will go to your site to help plan your installation to ensure you have a smooth installation.

Our technical support team are also on hand if you are experiencing any difficulties to help you get the most from your Collingwood installation.

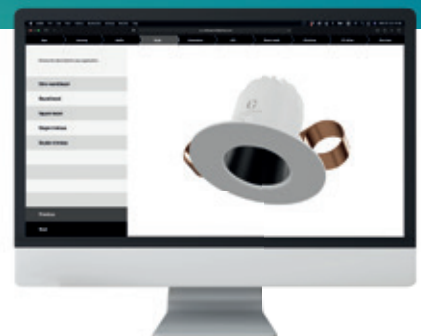
Free on the phone support

Readily available and with expert knowledge of our product portfolio our technical support team are on hand to answer any question you have about our products.

Online support

To ensure you get the support you need 24 hours a day we offer online support.

- Detailed product information on our website.
- Email updates to keep you informed.
- Literature available on our website.
- Product configurators to help you make the right choice easily.







Amazing spaces

**Your vision, your way,
created together**

We believe you have the ability to create amazing projects and we want to help you achieve it. Creating environments that put people's experience first and enhance everyday life are fundamental to our approach at Collingwood. Let's create an amazing space together.

#lightyourmoment





We're here, let's talk

We can do it together

With 100 years of experience in lighting we pride ourselves on always being readily available to provide a level of service that gets you what you need to excel and achieve unbelievable things.

In making your vision come to life; whether you need help making a decision, or just need more information and clarity we have the experts on hand to give you the tools to achieve it.

Get in touch and see what we can do to assist you in your project.



Sales support

Contact our sales team if you're interested in buying one of our products.

☎ 01604 495 151

✉ sales@collingwoodgroup.com



Customer services

Contact our customer service team if you need any general support.

☎ 01604 495 151

✉ customer.service@collingwoodgroup.com



Technical support

Contact our technical support team for any product or technical queries.

☎ 01604 495 151

✉ sales@collingwoodgroup.com

Collingwood Lighting Limited terms and conditions of trading

1. Interpretation

- 1.1 In these Conditions the following words have the following meanings:
"Buyer" the person(s), firm or company from whom an order to supply Goods is received by the Company;
"Buyer Materials" any documents or other materials and any data or other information provided by the Buyer relating to the Goods;
"Company" Collingwood Lighting Limited, a company incorporated in England and Wales (company number 900626) whose registered office is at Brooklands House, Sywell Aerodrome, Sywell, Northampton, NN6 0BT.
"Company Materials" any documents or other materials, and any data or other information provided by the Company relating to the Goods;
"Conditions" the standard terms and conditions of sale as set out in this document together with any special terms and conditions agreed in writing between the Buyer and the Company.
"Contract" any contract between the Company and the Buyer for the sale of Goods;
"Delivery Point" the place where delivery of the Goods is to take place under Condition 4.1;
"Goods" any goods (or parts thereof) to be supplied to the Buyer by the Company.
- 1.2 In these Conditions: references to any statute or statutory provision shall, unless the context otherwise requires, be construed as a reference to that statute or statutory provision as from time to time amended, consolidated, modified, extended, re-enacted or replaced; references to the masculine include the feminine and the neuter and to the singular include the plural and vice versa as the context requires; and headings will not affect the construction of these Conditions.

2. Application of terms

- 2.1 These Conditions apply to all the Company's sales of Goods and any variation to these Conditions and any representations about the Goods shall have no effect unless expressly agreed in writing and signed by a director of the Company.
No terms or conditions endorsed upon, delivered with or contained in the Buyer's purchase order, confirmation of order or other document will form part of the Contract simply as a result of such document being referred to in the Contract.
- 2.3 Each order for Goods by the Buyer from the Company shall be deemed to be an offer by the Buyer to purchase Goods subject to these Conditions.
- 2.4 Orders should be in writing, and should state the Buyer's relevant order number. Verbal orders will be accepted but the Buyer will be responsible for any errors of description or quantity or date of delivery in Goods supplied thereunder.
- 2.5 No order placed by the Buyer shall be deemed to be accepted by the Company until the Company issues a written acknowledgement or (if earlier) the Company delivers the Goods to the Buyer.
- 2.6 The Buyer must ensure that the terms of any order or related document are complete and accurate.
- 2.7 Unless otherwise stated any quotation is valid for a period of 30 days only from its date, provided that the Company has not previously withdrawn it.
- 2.8 A credit limit applies to every account and will be disclosed on request or will be automatically disclosed if the Buyer's order would cause the credit limit to be exceeded.

3. Description

- 3.1 The description of the Goods shall be as set out in the Company's price list.
- 3.2 All descriptive matter and advertising issued by the Company and any descriptions or illustrations contained in the Company's documentation are issued or published for the sole purpose of giving an approximate idea of the Goods described in them. They will not form part of this Contract. The Buyer should always ensure that the Goods ordered are suitable for the intended purpose before commencing installation, bulk production or investment in tooling.

4. Delivery

- 4.1 Unless otherwise agreed in writing by the Company delivery of the Goods shall take place at the address detailed in the Buyer's order.
- 4.2 Any dates specified by the Company for delivery of the Goods are intended to be an estimate and time for delivery shall not be made of the essence by notice.
- 4.3 Subject to the other provisions of these Conditions the Company will not be liable for any loss (including loss of profit), costs, damages, charges or expenses caused directly or indirectly by any delay in the delivery of the Goods (even if caused by the Company's negligence), nor will any delay entitle the Buyer to terminate the Contract.
- 4.4 If for any reason the Buyer will not accept delivery of any of the Goods, or the Company is unable to deliver the Goods on time because the Buyer has not provided appropriate instructions, documents, licences or authorisations; risk in the Goods will pass to the Buyer (including loss or damage caused by negligence); the Goods will be deemed to have been delivered; and the Company may store the Goods until delivery whereupon the Buyer will be liable for all related costs and expenses (including without limitation storage and insurance).
- 4.5 The Buyer will provide at its expense at the Delivery Point adequate and appropriate equipment and manual labour for loading the Goods.
- 4.6 The Company may deliver the Goods by instalments and each instalment shall be treated as a separate Contract so that failure to deliver or defect in one or more instalment shall not entitle the Buyer to reject the other instalments.

5. Non-Delivery

- 5.1 The quantity of any consignment of Goods as recorded by the Company upon despatch from the Company's place of business shall be conclusive evidence of the quantity received by the Buyer.
- 5.2 The Company shall not be liable for any non-delivery of Goods (even if caused by the Company's negligence) unless written notice is given to the Company within 3 days of the date when the Goods would in the ordinary course of events have been received.
- 5.3 Any liability of the Company for non-delivery of the Goods shall be limited to replacing the Goods within a reasonable time or issuing a credit note at the pro rata Contract rate against any invoice raised for such Goods.

6. Risk/Title

- 6.1 The Goods are at the risk of the Buyer from the time of delivery.
- 6.2 Ownership of the Goods shall not pass to the Buyer until the Company has received in full (in cash or cleared funds) all sums due to it from the Buyer on any account.
- 6.3 Until ownership of the Goods has passed to the Buyer, the Buyer must: hold the Goods on a fiduciary basis as the Company's bailee; store the Goods (at no cost to the Company) separately from all other goods in such a way that they remain readily identifiable as the Company's property; not destroy, deface or obscure any identifying mark or packaging on or relating to the Goods; maintain the Goods in satisfactory condition insured on the Company's behalf for their full price against all risks to the reasonable satisfaction of the Company. (On request the Buyer shall produce the policy of insurance to the Company and hold the proceeds of the insurance referred to in on trust for the Company and not mix them with any other money, nor pay the proceeds into an overdraft bank account.)
- 6.4 The Buyer may resell the Goods before ownership has passed to it on the following conditions:
6.4.1 any sale shall be effected in the ordinary course of the Buyer's business at full market value; and
6.4.2 any such sale shall be a sale of the Company's property on the Buyer's own behalf and the Buyer shall deal as principal when making such a sale.
- 6.5 If the Buyer resells any of the Goods on a retail basis it will be responsible for complying with all applicable laws and for the provision of proper labels and instructions as required by the Department of Trade and Industry and/or any other authority for the time being empowered to make any requirements as to the sale or installation of such Goods.
- 6.6 The Buyer's right to possession of the Goods shall terminate immediately if:
6.6.1 the Buyer has a bankruptcy order made against him or makes an arrangement or composition with his creditors, or otherwise takes the benefit of any relief for insolvent debtors, or (being a body corporate) convenes a meeting of creditors (whether formal or informal), or enters into liquidation except a solvent voluntary liquidation for the purpose of reconstruction or amalgamation, or has a receiver and/or manager, administrator or administrative receiver appointed of its undertaking or any part thereof, or a resolution is passed or a petition presented to any court for the winding up of the Buyer or for the granting of an administration order in respect of the Buyer, or any proceedings are commenced relating to the insolvency or possible insolvency of the Buyer; or
6.6.2 the Buyer suffers or allows any execution, whether legal or equitable, to be levied on his/its property or obtained against him/it, or fails to observe/perform any of his/its obligations under the Contract or any other contract between the Company and the Buyer, or is unable to pay its debts within the meaning of section 123 of the Insolvency Act 1986 or the Buyer ceases to trade; or the Buyer encumbers or in any way charges any of the Goods.
- 6.6.3 The Company shall be entitled to recover payment for the Goods notwithstanding that ownership of any of the Goods has not passed from the Company.
- 6.8 The Buyer grants the Company, its agents and employees an irrevocable licence at any time to enter any premises where the Goods are or may be stored in order to inspect them, or, where the Buyer's right to possession has terminated, to recover them.

7. Price

- 7.1 Unless otherwise agreed by the Company in writing (and except in cases of obvious error) the price for the Goods shall be the price set out in the Company's price list as in force at the date of invoice.
- 7.2 Where the Company and the Buyer agree a discount in respect of the Company's price list any such discount will only apply where confirmed by the Company in writing and where payment is received from the Buyer in full within 14 days of it falling due.
- 7.3 If the Buyer is paying for Goods on a "pro-forma" basis (whether due to slow payment or otherwise) no discount to the price stated in the Company's price list will apply notwithstanding any prior arrangement to the contrary unless the discount is confirmed by a director of the Company in writing.
- 7.4 The Company reserves the right, by giving notice to the Buyer to increase the price of the Goods to reflect any increase in the cost to the Company which is due to any factor beyond the control of the Company, any change in delivery dates or quantities specified by the Buyer or any delay caused by the instructions of the Buyer or failure of the Buyer to provide adequate information or instructions.
- 7.5 The price for the Goods shall be exclusive of any value added tax which shall be paid at the rate and in the manner for the time being provided by law.
- 7.6 Carriage will be paid by the Company on Goods bought in accordance with its current conditions for delivery on the UK mainland. Further charges may apply where alternative delivery terms are agreed.
- 7.7 A handling charge of £5.50 will be added to orders with a Goods value of less than the current minimum order value stipulated by the Company's sales office from time to time.
- 7.8 Invoices credited as a result of Buyer error will attract a service charge of 15% if returned within 21 days. Between 22 days and 3 months a charge of 30% will apply.

8. Payment

- 8.1 The price for Goods is due within 30 days of the end of the month in which it is invoiced unless specified differently on the invoice. Time for payment shall be of the essence.
- 8.2 No payment shall be deemed to have been received until the Company has received cleared funds.
- 8.3 All payments payable to the Company under the Contract shall become due immediately upon termination of this Contract despite any other provision.
- 8.4 The Buyer shall make all payments due under the Contract without any deduction whether by way of set-off, counterclaim, discount, abatement or otherwise unless the Buyer has a valid court order requiring an amount equal to such deduction to be paid by the Company to the Buyer.
- 8.5 If the Buyer fails to pay the Company any sum due pursuant to the Contract the Buyer will be liable to pay interest to the Company on such sum from the due date for payment at the annual rate of 5% above the base lending rate published from time to time by the Bank of England, accruing on a daily basis until payment is made, whether before or after any judgment.

9. Quality

- 9.1 The Company warrants that (subject to the other provisions of these Conditions) upon delivery, the Goods will be of satisfactory quality within the meaning of the Sale of Goods Act 1979.
- 9.2 The Company shall not be liable for a breach of the warranty in Condition 9.1 unless: the Buyer gives written notice of the defect to the Company, and (if the defect is as a result of damage in transit) to the carrier, within 14 days of delivery; and the Company is given a reasonable opportunity after receiving the notice of examining such Goods and the Buyer (if asked to do so by the Company) returns such Goods to the Company's place of business at the Buyer's expense for the examination to take place.
- 9.3 The Company shall not be liable for a breach of the warranty in Condition 9.1 if the Buyer makes any further use of such Goods after giving such notice; or the defect arises because the Buyer failed to follow the Company's oral or written instructions as to the storage, installation, commissioning, use or maintenance of the Goods or (if there are none) good trade practice; or the Buyer alters or repairs such Goods without the written consent of the Company.
- 9.4 Subject to Conditions 9.2 and 9.3, if any of the Goods do not conform with the warranty in Condition 9.1 the Company shall at its option repair or replace such Goods (or the defective part) or refund the price of such Goods at the pro rata Contract rate provided that, if the Company so requests, the Buyer shall, at the Buyer's expense, return the Goods or the part of such Goods which is defective to the Company.
- 9.5 If the Company complies with Condition 9.4 it shall have no further liability for a breach of the warranty in Condition 9.1 in respect of such Goods.
- 9.6 Where a defect is discovered the Buyer will inform the Company immediately notwithstanding the expiry of the warranty period in Condition 9.2.

10. Limitation of liability (the buyer's attention is drawn to the provisions of this condition)

- 10.1 Subject to Condition 9, the following provisions of this Condition 10 set out the entire financial liability of the Company (including any liability for the acts or omissions of its employees, agents and sub-contractors) in respect of any breach of these Conditions and any representation, statement or tortious act or omission including negligence arising under or in connection with the Contract.
- 10.2 All terms implied by statute or common law (save for the conditions implied by section 12 of the Sale of Goods Act 1979) are, to the fullest extent permitted by law, excluded from the Contract.
- 10.3 Nothing in these Conditions excludes or limits the liability of the Company for death or personal injury caused by the Company's negligence or for fraudulent misrepresentation.
- 10.4 Subject to Conditions 10.2 and 10.3:
- 10.4.1 the Company's total liability in contract, tort (including negligence or breach of statutory duty), misrepresentation or otherwise, arising in connection with the performance or contemplated performance of this Contract shall be limited to the price paid by the Buyer; and
- 10.4.2 the Company shall not be liable to the Buyer for any indirect or consequential loss or damage (whether for loss of profit, loss of business, depletion of goodwill or otherwise), costs, expenses or other claims for consequential compensation (howsoever caused) which arise out of or in connection with the Goods.
- 10.5 The Buyer warrants that any installation of the Goods will be performed by properly trained staff and agrees that it shall be solely responsible for any use to which the Goods are put after delivery.

11. Intellectual property

- 11.1 The property and any copyright or other intellectual property rights in any Buyer Materials shall belong to the Buyer and any Company Materials shall, unless otherwise agreed in writing between the Buyer and the Company, belong to the Company, subject only to a licence in favour of the Buyer to use the Company Materials for the purposes of receiving the Goods.

12. Force majeure

- 12.1 The Company reserves the right to defer the date of delivery or to cancel the Contract or reduce the volume of the Goods ordered by the Buyer (without liability to the Buyer) if it is prevented from or delayed in the carrying on of its business due to circumstances beyond the reasonable control of the Company including, without limitation, acts of God, governmental actions, war or national emergency, riot, civil commotion, fire, explosion, flood, epidemic, lock-outs, strikes or other labour disputes (whether or not relating to either party's workforce), or restraints or delays affecting carriers or inability or delay in obtaining supplies of adequate or suitable materials.

13. General

- 13.1 Each right or remedy of the Company under the Contract is without prejudice to any other right or remedy of the Company whether under the Contract or not.
- 13.2 If any provision or part of a provision of the Contract is found by any court or other body of competent jurisdiction to be illegal, invalid, void, voidable, unenforceable or unreasonable it shall be deemed severable and the remaining provisions of the Contract and the remainder of such provision shall continue in full force and effect.
- 13.3 Failure or delay by the Company in enforcing or partially enforcing any provision of the Contract will not be construed as a waiver of any of its rights under the Contract. Any waiver by the Company of any breach of, or any default under, any provision of the Contract by the Buyer will not be deemed a waiver of any subsequent breach or default and will in no way affect the other terms of the Contract.
- 13.4 The parties to this Contract do not intend that any term of this Contract will be enforceable by virtue of the Contracts (Rights of Third Parties) Act 1999 by any person that is not a party to it.
- 13.5 The Buyer shall not be entitled to assign the Contract or any part of it without the prior written consent of the Company. The Company may assign the Contract or any part of it to any person, firm or company.
- 13.6 The formation, existence, construction, performance, validity and all aspects of the Contract shall be governed by English law and the parties submit to the exclusive jurisdiction of the English courts.

Collingwood

Brooklands House, Sywell Aerodrome
Sywell Northampton, NN6 0BT

☎ +44 (0) 1604 495 151
✉ sales@collingwoodgroup.com
💻 collingwoodlighting.com

Published January 2023



Follow Collingwood on social media

This brochure is made sustainably



Recyclable

No additional finishes applied



FSC paper

A responsibly managed forest was used



Carbon neutral printer

Operations meet the PAS2060 standard for Carbon Neutral



Carbon offsetting

Offsetting CO₂ by planting trees

